


14.3 SEER2
1½ TO 5 TONS

ENERGY-EFFICIENT
SPLIT SYSTEM AIR CONDITIONER



■ Contents

Nomenclature.....	2
Product Specifications.....	3
Expanded Cooling Data.....	5
Performance Data.....	18
AHRI Ratings (see note).....	20
Wiring Diagram.....	21
Dimensions.....	24
Accessories.....	24

■ Standard Features

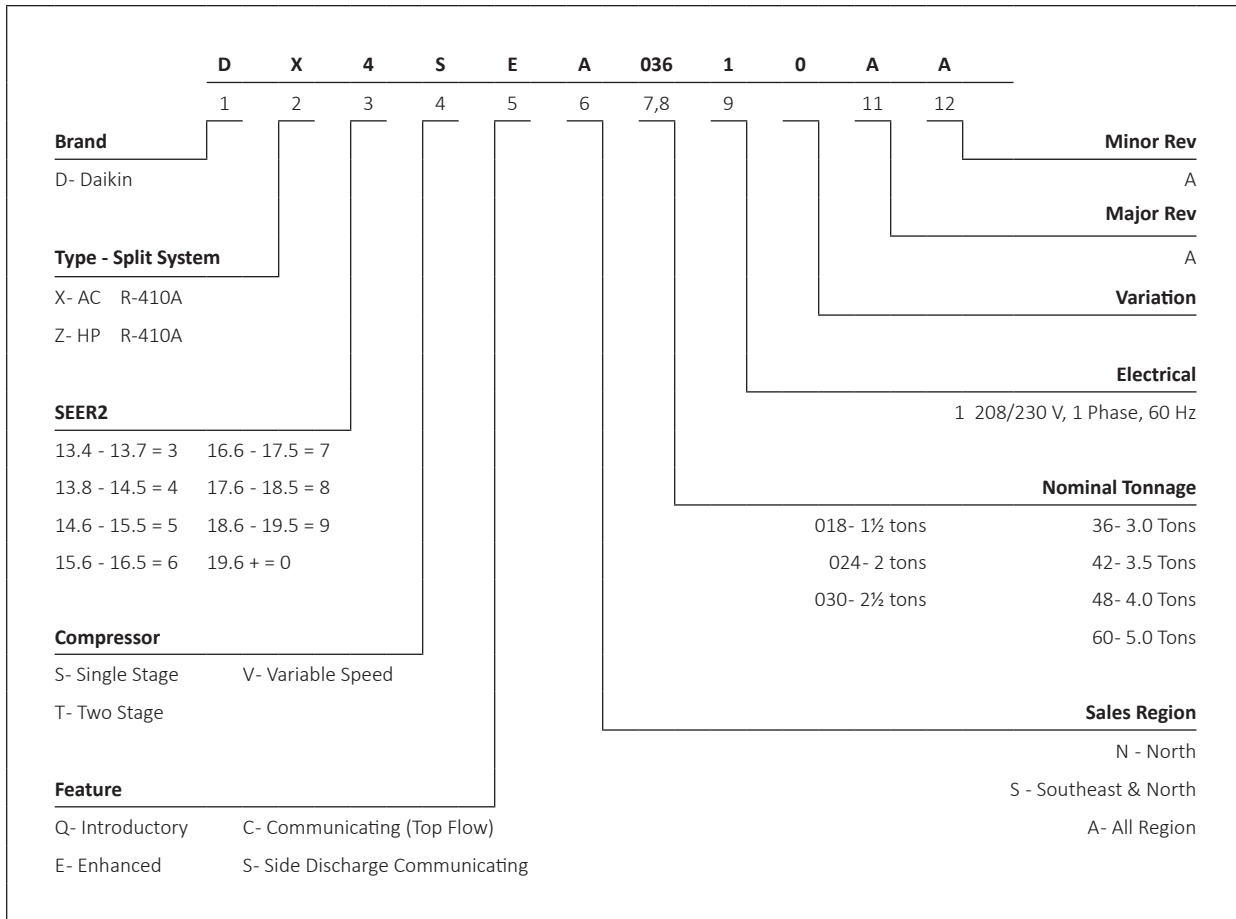
- High-efficiency Copeland® scroll compressor
- Advanced Copeland® CoreSense™ Technology
- Copper tube/enhanced aluminum fin coil-5mm diameter on 1.5-3.0T
- High-density foam compressor sound blanket
- Factory-installed filter drier
- High- and low-pressure switches
- Service valves with sweat connections and easy access to gauge ports
- Fully charged for 15' of tubing length
- AHRI Certified; ETL Listed

■ Cabinet Features

- Removable grille-style top design compliant with UL 60335-2-40
- Venturi for increased velocity of airflow
- Custom Nickel Gray powder-paint finish
- 500-hour salt-spray tested
- Wire fan discharge grille
- Steel louver coil guard
- Rust-resistant coated screws
- Top and side maintenance access
- Single-panel access to controls with space provided for field-installed accessories
- When properly anchored, meets the 2020 Florida Building Code unit integrity requirements for hurricane-type winds (Anchor bracket kits available.)



* Complete warranty details available from your local dealer or at www.daikincomfort.com. To receive the 6-Year Unit Replacement Limited Warranty and 12-Year Parts Limited Warranty, online registration must be completed within 60 days of installation. Additional requirements for annual maintenance are required for the Unit Replacement Limited Warranty. Online registration and some of the additional requirements are not required in California or Quebec. The duration of warranty coverages in Texas differs in some cases.



	DX4SE A1810A*	DX4SE A2410A*	DX4SE A3010A*	DX4SE A3610A*	DX4SE A4210A*	DX4SE A4810A*	DX4SE A6010A*
COOLING CAPACITY							
Nominal Cooling (BTU/h)	18,000	24,000	30,000	36,000	42,000	48,000	60,000
Decibels (dBA)	71	73	72	75	72	73	76
COMPRESSOR							
RLA	9.0	11.5	12.8	14.1	177	19.9	23.7
LRA	42.6	59.5	65	87.4	110.2	110	151
Stage	Single	Single	Single	Single	Single	Single	Two
Type	Scroll	Scroll	Scroll	Scroll	Scroll	Scroll	Scroll
CONDENSER FAN MOTOR							
Motor Type	PSC	PSC	PSC	PSC	PSC	PSC	ECM
Horsepower (RPM)	1/8	1/6	1/6	1/6	1/4	1/4	1/3
FLA	0.70	0.95	0.95	0.95	1.30	1.30	2.80
REFRIGERATION SYSTEM							
Refrigerant Line Size ¹							
Liquid Line Size ("O.D.)	3/8"	3/8"	3/8"	3/8"	3/8"	3/8"	3/8"
Suction Line Size ("O.D.)	3/4"	3/4"	7/8"	7/8"	7/8"	7/8"	7/8"
Refrigerant Connection Size							
Liquid Valve Size ("O.D.)	3/8"	3/8"	3/8"	3/8"	3/8"	3/8"	3/8"
Suction Valve Size ("O.D.) ^{2,3}	3/4"	3/4"	7/8"	7/8"	7/8"	7/8"	7/8"
Valve Connection Type	Sweat	Sweat	Sweat	Sweat	Sweat	Sweat	Sweat
Refrigerant Charge ⁴	64	72	101	102	177	180	209
ELECTRICAL DATA							
Voltage-Phase	208/230-1	208/230-1	208/230-1	208/230-1	208/230-1	208/230-1	208/230-1
Minimum Circuit Ampacity ⁵	11.9	15.3	17.0	18.6	23.4	26.2	32.4
Max. Overcurrent Protection ⁶	20	25	25	30	40	45	50
Min / Max Volts	197/253	197/253	197/253	197/253	197/253	197/253	197/253
Electrical Conduit Size	1/2" or 3/4"	1/2" or 3/4"	1/2" or 3/4"	1/2" or 3/4"	1/2" or 3/4"	1/2" or 3/4"	1/2" or 3/4"
Equipment Weight (lbs)	126	151	202	202	260	260	283
Ship Weight (lbs)	144	169	224	224	282	282	305

¹ Line sizes denoted for 25' line sets, tested and rated in accordance with ARI Standard 210/240. For other line set lengths or sizes, refer to the Installation Instructions and/or the Long Line Set Applications guide.

² Installer will need to supply 3/4" to 3/8" adapters for suction line connections.

³ Installer will need to supply 7/8" to 1 1/8" adapters for suction line connections.

⁴ Unit is factory charged with refrigerant for 15' of 3/8" liquid line. System charge must be adjusted per the Final Charge Adjustment procedure found in the Installation Instructions.

⁵ Wire size should be determined in accordance with National Electrical Codes; extensive wire runs will require larger wire sizes

⁶ Must use time-delay fuses or HACR-type circuit breakers of the same size as noted.

NOTES

- Always check the S&R plate for electrical data on the unit being installed.

EXPANDED COOLING DATA — DX4SEA1810**/CA*TA1818*4A* + EEP

IDB		OUTDOOR AMBIENT TEMPERATURE																																															
		65								75								85								95								105								115							
		AIRFLOW		59	63	67	71	59	63	67	71	59	63	67	71	59	63	67	71	59	63	67	71	59	63	67	71	59	63	67	71	59	63	67	71														
70	550	MBh	17.8	18.0	18.6	-	17.6	17.9	18.4	-	17.2	17.4	18.0	-	16.4	16.6	17.2	-	15.4	15.7	16.2	-	15.4	15.7	16.2	-	14.5	14.8	15.3	-	14.5	14.8	15.3	-															
		S/T	0.60	0.53	0.40	-	0.61	0.54	0.41	-	0.63	0.56	0.43	-	0.65	0.58	0.45	-	1.00	0.60	0.47	-	1.00	0.60	0.47	-	1.00	0.65	0.52	-	1.00	0.65	0.52	-															
		ΔT	21	19	15	-	21	19	15	-	21	19	15	-	21	19	15	-	20	18	15	-	20	18	15	-	22	20	16	-	22	20	16	-															
		kW	1.07	1.07	1.07	-	1.19	1.19	1.18	-	1.31	1.31	1.31	-	1.45	1.45	1.45	-	1.60	1.60	1.60	-	1.60	1.60	1.60	-	1.78	1.78	1.78	-	1.78	1.78	1.78	-															
	600	Amps	3.8	3.8	3.8	-	4.3	4.3	4.3	-	4.9	4.9	4.9	-	5.5	5.5	5.5	-	6.2	6.2	6.2	-	6.2	6.2	6.2	-	6.2	6.2	6.2	-	7.0	7.0	7.0	-	7.0	7.0	7.0	-											
		Hi PR	239	240	242	-	277	278	280	-	317	318	319	-	359	360	362	-	405	406	408	-	405	406	408	-	454	455	456	-	454	455	456	-															
		Lo PR	123	125	128	-	130	132	135	-	137	139	142	-	143	144	147	-	148	149	153	-	148	149	153	-	155	156	159	-	155	156	159	-															
		MBh	18.1	18.4	18.9	-	18.0	18.2	18.8	-	17.5	17.8	18.3	-	16.7	17.0	17.5	-	15.7	16.0	16.5	-	15.7	16.0	16.5	-	14.9	15.1	15.6	-	14.9	15.1	15.6	-															
	675	S/T	0.66	0.58	0.46	-	0.66	0.59	0.46	-	0.69	0.61	0.49	-	1.00	0.63	0.50	-	1.00	0.65	0.53	-	1.00	0.65	0.53	-	1.00	0.70	0.57	-	1.00	0.70	0.57	-															
		ΔT	19	17	14	-	19	17	14	-	20	18	14	-	19	17	14	-	19	17	13	-	19	17	13	-	20	18	15	-	20	18	15	-															
		kW	1.08	1.08	1.08	-	1.19	1.19	1.19	-	1.32	1.32	1.32	-	1.46	1.46	1.46	-	1.61	1.61	1.61	-	1.61	1.61	1.61	-	1.79	1.79	1.79	-	1.79	1.79	1.79	-															
		Amps	3.8	3.8	3.8	-	4.4	4.3	4.3	-	4.9	4.9	4.9	-	5.6	5.6	5.6	-	6.3	6.3	6.2	-	6.3	6.3	6.2	-	7.1	7.1	7.1	-	7.1	7.1	7.1	-															
75	550	MBh	17.8	18.1	18.6	19.4	17.6	17.9	18.4	19.2	17.2	17.4	18.0	18.8	16.4	16.6	17.2	18.0	15.4	15.7	16.2	17.0	15.4	15.7	16.2	17.0	14.5	14.8	15.3	16.1																			
		S/T	0.72	0.65	0.52	0.4	0.73	0.66	0.53	0.4	1.00	0.68	0.55	0.4	1.00	0.70	0.57	0.4	1.00	0.72	0.59	0.5	1.00	0.72	0.59	0.5	1.00	1.00	0.64	0.5																			
		ΔT	25	23	19	16	25	23	19	16	25	23	20	16	25	23	19	16	25	23	19	15	25	23	19	15	26	24	20	16																			
		kW	1.07	1.07	1.07	1.1	1.19	1.19	1.18	1.2	1.31	1.31	1.31	1.3	1.45	1.45	1.45	1.5	1.60	1.60	1.60	1.6	1.60	1.60	1.60	1.6	1.78	1.78	1.78	1.8																			
600	Amps	3.8	3.8	3.8	3.8	4.3	4.3	4.3	4.3	4.9	4.9	4.9	4.9	5.5	5.5	5.5	5.5	6.2	6.2	6.2	6.2	6.2	6.2	6.2	6.2	7.0	7.0	7.0	7.1																				
	Hi PR	240	241	242	246.5	277	278	280	284.2	317	318	319	323.6	359	360	362	368.7	405	406	408	411.9	405	406	408	411.9	454	455	457	460.8																				
	Lo PR	123	125	128	132.9	131	132	135	140.3	137	139	142	146.9	143	144	147	152.4	148	149	153	157.8	148	149	153	157.8	155	156	159	164.5																				
	MBh	18.1	18.4	18.9	19.7	18.0	18.2	18.8	19.6	17.5	17.8	18.3	19.1	16.7	17.0	17.5	18.3	15.8	16.0	16.5	17.3	15.8	16.0	16.5	17.3	14.9	15.1	15.6	16.5																				
675	S/T	0.78	0.71	0.58	0.4	0.79	0.71	0.58	0.4	1.00	0.74	0.61	0.5	1.00	0.76	0.63	0.5	1.00	0.78	0.65	0.5	1.00	0.78	0.65	0.5	1.00	1.00	0.70	0.6																				
	ΔT	24	22	18	14	24	22	18	14	24	22	18	14	24	22	18	14	23	21	18	14	23	21	18	14	25	23	19	15																				
	kW	1.08	1.08	1.08	1.09	1.19	1.19	1.19	1.20	1.32	1.32	1.32	1.33	1.46	1.46	1.45	1.46	1.61	1.61	1.61	1.61	1.61	1.61	1.61	1.61	1.79	1.79	1.78	1.79																				
	Amps	3.8	3.8	3.8	3.9	4.3	4.3	4.3	4.4	4.9	4.9	4.9	5.0	5.6	5.5	5.5	5.6	6.3	6.2	6.2	6.3	6.3	6.2	6.2	6.3	7.1	7.1	7.1	7.1																				
75	600	MBh	18.6	18.8	19.4	20.2	18.4	18.7	19.2	20.0	18.0	18.2	18.7	19.5	17.2	17.4	17.9	18.7	16.2	16.4	17.0	17.8	16.2	16.4	17.0	17.8	15.3	15.5	16.1	16.9																			
		S/T	0.80	0.72	0.60	0.5	1.00	0.73	0.60	0.5	1.00	0.75	0.63	0.5	1.00	0.77	0.64	0.5	1.00	1.00	0.67	0.5	1.00	1.00	0.71	0.6																							
		ΔT	22	20	17	13	22	20	17	13	23	21	17	13	22	20	17	13	22	20	16	13	22	20	16	13	23	21	18	14																			
		kW	1.09	1.08	1.08	1.1	1.20	1.20	1.20	1.2	1.33	1.32	1.32	1.3	1.46	1.46	1.46	1.5	1.61	1.61	1.61	1.6	1.61	1.61	1.61	1.6	1.79	1.79	1.79	1.8																			
675	Amps	3.9	3.9	3.8	3.9	4.4	4.4	4.4	4.4	5.0	5.0	5.0	5.0	5.6	5.6	5.6	5.6	6.3	6.3	6.3	6.3	6.3	6.3	6.3	6.3	7.1	7.1	7.1	7.1																				
	Hi PR	245	246	248	251.8	283	284	285	289.4	322	323	325	328.9	364	365	367	371.3	410	411	413	417.1	410	411	413	417.1	459	460	462	466.0																				
	Lo PR	128	130	133	138.3	136	137	141	145.7	142	144	147	152.3	148	149	153	157.8	153	155	158	163.2	153	155	158	163.2	160	162	165	170.0																				
	MBh	18.6	18.8	19.4	20.2	18.4	18.7	19.2	20.0	18.0	18.2	18.7	19.5	17.2	17.4	17.9	18.7	16.2	16.4	17.0	17.8	16.2	16.4	17.0	17.8	15.3	15.5	16.1	16.9																				

IDB: Entering Indoor Dry Bulb Temperature
 High and low pressures are measured at the liquid and suction service valves.
 Shaded area reflects ACCA (TVA) conditions
 kW = Total system power
 Amps = outdoor unit amps (comp. + fan)

IDB		OUTDOOR AMBIENT TEMPERATURE												105												115											
		65						75						85						95						105						115					
		AIRFLOW		59	63	67	71	59	63	67	71	59	63	67	71	59	63	67	71	59	63	67	71	59	63	67	71	59	63	67	71	59	63	67	71		
550	MBh	17.9	18.1	18.7	19.5	17.7	18.0	18.5	19.3	17.3	17.5	18.1	18.9	16.5	16.7	17.3	18.1	15.5	15.8	16.3	17.1	14.6	14.9	15.4	16.2												
	S/T	1.00	0.77	0.64	0.5	1.00	0.78	0.65	0.5	1.00	0.80	0.67	0.5	1.00	0.82	0.69	0.6	1.00	1.00	0.71	0.6	1.00	1.00	0.76	0.6												
	ΔT	29	27	24	20	29	27	24	20	30	28	24	20	29	27	24	20	29	27	23	20	30	28	25	21												
	kW	1.07	1.07	1.07	1.1	1.19	1.19	1.18	1.2	1.31	1.31	1.31	1.3	1.45	1.45	1.45	1.5	1.60	1.60	1.60	1.6	1.78	1.78	1.78	1.8												
	Amps	3.8	3.8	3.8	3.8	4.3	4.3	4.3	4.3	4.9	4.9	4.9	4.9	5.5	5.5	5.5	5.6	6.2	6.2	6.2	6.2	7.0	7.0	7.0	7.1												
	Hi PR	240	241	243	247.0	278	279	280	284.6	317	318	320	324.1	360	361	362	366.5	405	407	408	412.3	454	455	457	461.2												
	Lo PR	124	125	128	133.4	131	133	136	140.9	138	139	142	147.4	143	145	148	152.9	148	150	153	158.3	155	157	160	165.1												
	600	MBh	18.2	18.5	19.0	19.8	18.1	18.3	18.9	19.7	17.6	17.9	18.4	19.2	16.8	17.1	17.6	18.4	15.8	16.1	16.6	17.4	15.0	15.2	15.7	16.5											
		S/T	1.00	0.83	0.70	0.6	1.00	0.83	0.70	0.6	1.00	0.86	0.73	0.6	1.00	1.00	0.75	0.6	1.00	1.00	0.77	0.6	1.00	1.00	0.82	0.7											
		ΔT	28	26	22	19	28	26	22	18	28	26	23	19	28	26	22	18	28	26	22	18	29	27	23	19											
		kW	1.08	1.08	1.08	1.09	1.19	1.19	1.19	1.20	1.32	1.32	1.32	1.33	1.46	1.46	1.45	1.46	1.61	1.61	1.61	1.61	1.79	1.79	1.79	1.79											
		Amps	3.8	3.8	3.8	3.9	4.4	4.3	4.3	4.4	4.9	4.9	4.9	5.0	5.6	5.6	5.5	5.6	6.3	6.2	6.2	6.2	7.1	7.1	7.1	7.1											
Hi PR		243	244	245	249.6	280	281	283	287.2	320	321	323	326.7	362	363	365	369.1	408	409	411	414.9	457	458	460	463.8												
Lo PR		126	128	131	135.9	134	135	138	143.4	140	142	145	149.9	146	147	150	155.4	151	152	156	160.8	158	159	162	167.6												
675		MBh	18.7	18.9	19.4	20.3	18.5	18.8	19.3	20.1	18.0	18.3	18.8	19.6	17.2	17.5	18.0	18.8	16.3	16.5	17.1	17.9	15.4	15.6	16.2	17.0											
		S/T	1.00	0.84	0.71	0.6	1.00	0.85	0.72	0.6	1.00	0.87	0.74	0.6	1.00	1.00	0.76	0.6	1.00	1.00	0.78	0.6	1.00	1.00	0.83	0.7											
		ΔT	27	25	21	17	27	25	21	17	27	25	21	18	27	25	21	17	26	25	21	17	28	26	22	18											
		kW	1.09	1.09	1.08	1.1	1.20	1.20	1.20	1.2	1.33	1.32	1.32	1.3	1.46	1.46	1.46	1.5	1.61	1.61	1.61	1.6	1.79	1.79	1.79	1.8											
		Amps	3.9	3.9	3.8	3.9	4.4	4.4	4.4	4.4	5.0	5.0	4.9	5.0	5.6	5.6	5.6	5.6	6.3	6.3	6.3	6.3	7.1	7.1	7.1	7.1											
	Hi PR	245	246	248	252.2	283	284	286	289.9	322	323	325	329.3	365	366	368	371.8	411	412	413	417.6	460	461	462	466.4												
	Lo PR	129	131	134	138.8	136	138	141	146.3	143	144	148	152.8	148	150	153	158.3	154	155	159	163.7	161	162	165	170.5												

IDB		OUTDOOR AMBIENT TEMPERATURE												105												115											
		65						75						85						95						105						115					
		AIRFLOW		59	63	67	71	59	63	67	71	59	63	67	71	59	63	67	71	59	63	67	71	59	63	67	71	59	63	67	71	59	63	67	71		
550	MBh	18.2	18.4	19.0	19.8	18.0	18.3	18.8	19.6	17.6	17.8	18.4	19.2	16.8	17.0	17.6	18.4	15.8	16.1	16.6	17.4	14.9	15.2	15.7	16.5												
	S/T	1.00	0.87	0.74	0.6	1.00	0.87	0.74	0.6	1.00	1.00	0.77	0.6	1.00	1.00	0.79	0.7	1.00	1.00	0.81	0.7	1.00	1.00	0.7													
	ΔT	33	31	28	24	33	31	28	24	33	32	28	24	33	31	28	24	33	31	27	23	34	32	29	25												
	kW	1.08	1.07	1.07	1.1	1.19	1.19	1.19	1.2	1.32	1.31	1.31	1.3	1.45	1.45	1.45	1.5	1.60	1.60	1.60	1.6	1.78	1.78	1.78	1.8												
	Amps	3.8	3.8	3.8	3.8	4.3	4.3	4.3	4.4	4.9	4.9	4.9	4.9	5.5	5.5	5.5	5.6	6.2	6.2	6.2	6.2	7.1	7.0	7.0	7.1												
	Hi PR	241	242	244	248.1	279	280	282	285.8	318	319	321	325.2	361	362	364	367.7	407	408	409	413.5	455	456	458	462.3												
	Lo PR	125	127	130	135.3	133	134	138	142.7	139	141	144	149.2	145	146	150	154.7	150	152	155	160.1	157	159	162	166.9												
	600	MBh	18.5	18.8	19.3	20.1	18.4	18.6	19.2	20.0	17.9	18.2	18.7	19.5	17.1	17.4	17.9	18.7	16.1	16.4	16.9	17.7	15.3	15.5	16.0	16.8											
		S/T	1.00	0.92	0.79	0.7	1.00	1.00	0.80	0.7	1.00	1.00	0.82	0.7	1.00	1.00	0.84	0.7	1.00	1.00	0.86	0.7	1.00	1.00	0.8												
		ΔT	32	30	26	22	32	30	26	22	32	30	26	23	32	30	26	22	32	30	26	22	33	31	27	23											
		kW	1.08	1.08	1.08	1.09	1.20	1.19	1.19	1.20	1.32	1.32	1.32	1.33	1.46	1.46	1.46	1.46	1.61	1.61	1.61	1.62	1.79	1.79	1.79	1.80											
		Amps	3.8	3.8	3.8	3.9	4.4	4.4	4.4	4.4	4.9	4.9	4.9	5.0	5.6	5.6	5.6	5.6	6.3	6.3	6.3	6.3	7.1	7.1	7.1	7.1											
Hi PR		244	245	247	250.7	281	283	284	288.3	321	322	324	327.8	363	364	366	370.3	409	410	412	416.1	458	459	461	464.9												
Lo PR		128	129	133	137.8	135	137	140	145.2	142	143	147	151.7	147	149	152	157.2	153	154	157	162.6	160	161	164	169.4												
675		MBh	19.0	19.2	19.7	20.6	18.8	19.1	19.6	20.4	18.3	18.6	19.1	19.9	17.5	17.8	18.3	19.1	16.6	16.8	17.4	18.2	15.7	15.9	16.5	17.3											
		S/T	1.00	0.94	0.81	0.7	1.00	1.00	0.82	0.7	1.00	1.00	0.84	0.7	1.00	1.00	0.86	0.7	1.00	1.00	0.88	0.7	1.00	1.00	0.8												
		ΔT	31	29	25	21	31	29	25	21	31	29	25	21	31	29	25	21	30	28	25	21	32	30	26	22											
		kW	1.09	1.09	1.09	1.1	1.20	1.20	1.20	1.2	1.33	1.33	1.32	1.3	1.46	1.46	1.46	1.5	1.62	1.62	1.61	1.6	1.80	1.80	1.79	1.8											
		Amps	3.9	3.9	3.9	3.9	4.4	4.4	4.4	4.4	5.0	5.0	5.0	5.0	5.6	5.6	5.6	5.6	6.3	6.3	6.3	6.3	7.1	7.1	7.1	7.1											
	Hi PR	246	247	249	253.3	284	285	287	291.0	324	325	326	330.4	366	367	369	372.9	412	413	415	418.7	461	462	463	467.6												
	Lo PR	131	132	135	140.7	138	140	143	148.1	145	146	149	154.6	150	152	155	160.1	156	157	160	165.6	162	164	167	172.3												

IDB: Entering Indoor Dry Bulb Temperature
 High and low pressures are measured at the liquid and suction service valves.
 Shaded area reflects AHRI conditions
 kW = Total system power
 Amps = outdoor unit amps (comp. + fan)

EXPANDED COOLING DATA — DX4SEA2410**/CA*TA2422*4A* + EEP

IDB		OUTDOOR AMBIENT TEMPERATURE																							
		65				75				85				95				105				115			
		AIRFLOW	59	63	67	71	59	63	67	71	59	63	67	71	59	63	67	71	59	63	67	71	59	63	67
70	M/Bh	24.0	24.3	25.1	-	23.8	24.1	24.9	-	23.2	23.5	24.2	-	22.1	22.4	23.1	-	20.8	21.1	21.8	-	19.6	19.9	20.6	-
	S/T	0.57	0.50	0.37	-	0.58	0.51	0.38	-	0.60	0.53	0.40	-	0.62	0.55	0.42	-	1.00	0.57	0.44	-	1.00	0.62	0.49	-
	ΔT	20	18	15	-	20	18	15	-	20	18	15	-	20	18	15	-	20	18	14	-	21	19	15	-
	kW	1.43	1.43	1.42	-	1.58	1.58	1.57	-	1.74	1.74	1.74	-	1.92	1.92	1.92	-	2.13	2.12	2.12	-	2.36	2.36	2.36	-
	Amps	4.9	4.9	4.9	-	5.6	5.6	5.6	-	6.4	6.4	6.3	-	7.2	7.2	7.2	-	8.1	8.1	8.1	-	9.2	9.2	9.2	-
	Hi PR	238	239	241	-	276	277	279	-	315	316	318	-	358	359	361	-	404	405	406	-	452	454	455	-
	Lo PR	122	123	127	-	129	131	134	-	136	137	140	-	141	143	146	-	147	148	151	-	154	155	158	-
	M/Bh	24.3	24.7	25.4	-	24.1	24.4	25.2	-	23.5	23.8	24.5	-	22.4	22.7	23.5	-	21.1	21.4	22.1	-	19.9	20.2	20.9	-
	S/T	0.63	0.56	0.43	-	0.64	0.57	0.44	-	0.66	0.59	0.46	-	1.00	0.61	0.48	-	1.00	0.63	0.50	-	1.00	0.68	0.55	-
	ΔT	19	17	14	-	19	17	13	-	19	17	14	-	19	17	13	-	19	17	13	-	20	18	14	-
	kW	1.44	1.43	1.43	-	1.58	1.58	1.58	-	1.75	1.75	1.75	-	1.93	1.93	1.93	-	2.13	2.13	2.13	-	2.37	2.37	2.37	-
	Amps	5.0	4.9	4.9	-	5.6	5.6	5.6	-	6.4	6.4	6.4	-	7.2	7.2	7.2	-	8.1	8.1	8.1	-	9.2	9.2	9.2	-
Hi PR	240	241	243	-	278	279	281	-	317	319	320	-	360	361	363	-	406	407	408	-	455	456	457	-	
Lo PR	124	125	128	-	131	133	136	-	138	139	142	-	143	145	148	-	149	150	153	-	155	157	160	-	
M/Bh	24.8	25.1	25.8	-	24.6	24.9	25.6	-	23.9	24.3	25.0	-	22.8	23.2	23.9	-	21.5	21.9	22.6	-	20.3	20.7	21.4	-	
S/T	0.67	0.59	0.47	-	0.67	0.60	0.47	-	0.70	0.62	0.50	-	1.00	0.64	0.51	-	1.00	0.66	0.53	-	1.00	0.71	0.58	-	
ΔT	18	16	12	-	18	16	12	-	18	16	13	-	18	16	12	-	17	16	12	-	19	17	13	-	
kW	1.44	1.44	1.44	-	1.59	1.59	1.59	-	1.76	1.76	1.75	-	1.94	1.94	1.94	-	2.14	2.14	2.14	-	2.38	2.38	2.37	-	
Amps	5.0	5.0	5.0	-	5.7	5.7	5.7	-	6.4	6.4	6.4	-	7.3	7.3	7.2	-	8.2	8.2	8.2	-	9.3	9.3	9.2	-	
Hi PR	243	244	245	-	280	281	283	-	320	321	322	-	362	363	365	-	408	409	411	-	457	458	459	-	
Lo PR	126	128	131	-	133	135	138	-	140	141	145	-	145	147	150	-	151	152	155	-	158	159	162	-	
75	M/Bh	24.0	24.4	25.1	26.2	23.8	24.1	24.9	26.0	23.2	23.5	24.2	25.3	22.1	22.4	23.2	24.3	20.8	21.1	21.8	22.9	19.6	19.9	20.6	21.7
	S/T	0.70	0.62	0.50	0.4	0.70	0.63	0.50	0.4	1.00	0.65	0.53	0.4	1.00	0.67	0.54	0.4	1.00	0.69	0.57	0.4	1.00	1.00	0.61	0.5
	ΔT	24	22	19	15	24	22	19	15	24	22	19	15	24	22	19	15	24	22	18	15	25	23	20	16
	kW	1.43	1.43	1.42	1.4	1.58	1.57	1.57	1.6	1.74	1.74	1.74	1.8	1.92	1.92	1.92	1.9	2.12	2.12	2.12	2.1	2.36	2.36	2.36	2.4
	Amps	4.9	4.9	4.9	4.9	5.6	5.6	5.6	5.6	6.4	6.4	6.3	6.4	7.2	7.2	7.2	7.2	8.1	8.1	8.1	8.1	9.2	9.2	9.2	9.2
	Hi PR	239	240	241	245.5	276	277	279	283.1	316	317	318	322.5	358	359	361	365.0	404	405	407	410.7	453	454	455	459.6
	Lo PR	122	123	127	131.8	129	131	134	139.2	136	137	141	145.7	141	143	146	151.2	147	148	151	156.6	154	155	158	163.3
	M/Bh	24.3	24.7	25.4	26.5	24.1	24.5	25.2	26.3	23.5	23.8	24.6	25.6	22.4	22.8	23.5	24.6	21.1	21.4	22.2	23.3	19.9	20.2	21.0	22.0
	S/T	0.75	0.68	0.55	0.4	0.76	0.69	0.56	0.4	1.00	0.71	0.58	0.4	1.00	0.73	0.60	0.5	1.00	0.75	0.62	0.5	1.00	1.00	0.67	0.5
	ΔT	23	21	18	14	23	21	18	14	23	21	18	14	23	21	18	14	23	21	17	14	24	22	18	15
	kW	1.43	1.43	1.43	1.44	1.58	1.58	1.58	1.59	1.75	1.75	1.75	1.76	1.93	1.93	1.93	1.94	2.13	2.13	2.13	2.14	2.37	2.37	2.36	2.38
	Amps	4.9	4.9	4.9	5.0	5.6	5.6	5.6	5.7	6.4	6.4	6.4	6.4	7.2	7.2	7.2	7.3	8.1	8.1	8.1	8.2	9.2	9.2	9.2	9.3
Hi PR	241	242	243	247.5	278	279	281	285.1	318	319	320	324.6	360	361	363	367.0	406	407	409	412.8	455	456	457	461.6	
Lo PR	124	125	128	133.6	131	133	136	141.0	138	139	142	147.5	143	145	148	153.0	149	150	153	158.4	155	157	160	165.1	
M/Bh	24.8	25.1	25.8	26.9	24.6	24.9	25.6	26.7	23.9	24.3	25.0	26.1	22.9	23.2	23.9	25.0	21.5	21.9	22.6	23.7	20.3	20.7	21.4	22.5	
S/T	0.79	0.72	0.59	0.5	1.00	0.72	0.59	0.5	1.00	0.75	0.62	0.5	1.00	0.76	0.64	0.5	1.00	0.79	0.66	0.5	1.00	1.00	0.71	0.6	
ΔT	22	20	17	13	22	20	16	13	22	20	17	13	22	20	16	13	21	20	16	13	23	21	17	14	
kW	1.44	1.44	1.44	1.4	1.59	1.59	1.59	1.6	1.76	1.76	1.75	1.8	1.94	1.94	1.93	1.9	2.14	2.14	2.14	2.1	2.38	2.37	2.37	2.4	
Amps	5.0	5.0	5.0	5.0	5.7	5.7	5.6	5.7	6.4	6.4	6.4	6.5	7.3	7.2	7.2	7.3	8.2	8.2	8.2	8.2	9.3	9.3	9.2	9.3	
Hi PR	243	244	246	249.8	281	282	283	287.4	320	321	323	326.8	362	363	365	369.3	408	409	411	415.0	457	458	460	463.9	
Lo PR	126	128	131	135.9	133	135	138	143.3	140	142	145	149.8	145	147	150	155.3	151	152	155	160.7	158	159	162	167.4	

IDB: Entering Indoor Dry Bulb Temperature
 High and low pressures are measured at the liquid and suction service valves.
 Shaded area reflects ACCA (TVA) conditions
 kW = Total system power
 Amps = outdoor unit amps (comp. + fan)

EXPANDED COOLING DATA — DX4SEA2410**/CA*TA2422*4A* + EEP (CONT.)

IDB		OUTDOOR AMBIENT TEMPERATURE												105												115											
		65						75						85						95						105						115					
		AIRFLOW		59	63	67	71	59	63	67	71	59	63	67	71	59	63	67	71	59	63	67	71	59	63	67	71	59	63	67	71	59	63	67	71		
80	700	MBh	24.1	24.5	25.2	26.3	23.9	24.3	25.0	26.1	23.3	23.6	24.4	25.5	22.2	22.6	23.3	24.4	20.9	21.2	22.0	23.1	19.7	20.0	20.8	21.9	19.7	20.0	20.8	21.9	19.7	20.0	20.8	21.9			
		S/T	1.00	0.74	0.62	0.5	1.00	0.75	0.62	0.5	1.00	0.77	0.64	0.5	1.00	0.79	0.66	0.5	1.00	1.00	0.68	0.5	1.00	1.00	0.73	0.6	1.00	1.00	0.73	0.6	1.00	1.00	0.73	0.6			
		ΔT	28	26	23	19	28	26	23	19	28	26	23	19	28	26	23	19	28	26	22	19	29	27	24	20	29	27	24	20	29	27	24	20			
		kW	1.43	1.43	1.42	1.4	1.58	1.58	1.57	1.6	1.74	1.74	1.74	1.8	1.92	1.92	1.92	1.9	2.13	2.12	2.12	2.1	2.36	2.36	2.36	2.4	2.36	2.36	2.36	2.4	2.36	2.36	2.36	2.4			
		Amps	4.9	4.9	4.9	5.0	5.6	5.6	5.6	5.6	6.4	6.4	6.3	6.4	7.2	7.2	7.2	7.2	8.1	8.1	8.1	8.1	9.2	9.2	9.2	9.2	9.2	9.2	9.2	9.2	9.2	9.2	9.2	9.2			
		Hi PR	239	240	242	245.9	277	278	279	283.6	316	317	319	323.0	359	360	361	365.4	404	405	407	411.2	453	454	454	456	453	454	454	456	453	454	454	456			
	Lo PR	123	124	127	132.3	130	131	135	139.7	136	138	141	146.2	142	143	147	151.7	147	149	152	157.1	154	156	159	163.9	154	156	159	163.9	154	156	159	163.9				
	800	MBh	24.5	24.8	25.5	26.6	24.2	24.6	25.3	26.4	23.6	24.0	24.7	25.8	22.5	22.9	23.6	24.7	21.2	21.6	22.3	23.4	20.0	20.4	21.1	22.2	20.0	20.4	21.1	22.2	20.0	20.4	21.1	22.2			
		S/T	1.00	0.80	0.67	0.5	1.00	0.81	0.68	0.5	1.00	0.83	0.70	0.6	1.00	0.85	0.72	0.6	1.00	1.00	0.74	0.6	1.00	1.00	0.79	0.7	1.00	1.00	0.79	0.7	1.00	1.00	0.79	0.7			
		ΔT	27	25	22	18	27	25	22	18	27	25	22	18	27	25	22	18	27	25	21	18	28	26	23	19	28	26	23	19	28	26	23	19			
		kW	1.44	1.43	1.43	1.44	1.58	1.58	1.58	1.59	1.75	1.75	1.75	1.76	1.93	1.93	1.93	1.94	2.13	2.13	2.13	2.14	2.37	2.37	2.37	2.38	2.37	2.37	2.37	2.38	2.37	2.37	2.37	2.38			
		Amps	5.0	4.9	4.9	5.0	5.6	5.6	5.6	5.7	6.4	6.4	6.4	6.4	7.2	7.2	7.2	7.3	8.1	8.1	8.1	8.2	9.2	9.2	9.2	9.3	9.2	9.2	9.2	9.3	9.2	9.2	9.2	9.3			
Hi PR		241	242	244	248.0	279	280	281	285.6	318	319	321	325.0	361	362	363	367.4	406	407	409	413.2	455	456	456	458	455	456	456	458	455	456	456	458				
Lo PR	124	126	129	134.1	132	133	136	141.5	138	140	143	148.0	144	145	148	153.5	149	151	154	158.9	156	157	160	165.7	156	157	160	165.7	156	157	160	165.7					
915	MBh	24.9	25.2	26.0	27.1	24.7	25.0	25.7	26.8	24.1	24.4	25.1	26.2	23.0	23.3	24.0	25.1	21.7	22.0	22.7	23.8	20.5	20.8	21.5	22.6	20.5	20.8	21.5	22.6	20.5	20.8	21.5	22.6				
	S/T	1.00	0.84	0.71	0.6	1.00	0.84	0.71	0.6	1.00	0.87	0.74	0.6	1.00	1.00	0.76	0.6	1.00	1.00	0.78	0.6	1.00	1.00	0.83	0.7	1.00	1.00	0.83	0.7	1.00	1.00	0.83	0.7				
	ΔT	26	24	21	17	26	24	21	17	26	24	21	17	26	24	21	17	26	24	20	17	27	25	21	18	27	25	21	18	27	25	21	18				
	kW	1.44	1.44	1.44	1.5	1.59	1.59	1.59	1.6	1.76	1.76	1.75	1.8	1.94	1.94	1.94	1.9	2.14	2.14	2.14	2.1	2.38	2.38	2.38	2.4	2.38	2.38	2.38	2.4	2.38	2.38	2.37	2.4				
	Amps	5.0	5.0	5.0	5.0	5.7	5.7	5.7	5.7	6.4	6.4	6.4	6.5	7.3	7.3	7.2	7.3	8.2	8.2	8.2	8.2	9.3	9.3	9.3	9.3	9.3	9.3	9.3	9.3	9.3	9.3	9.2	9.3				
	Hi PR	243	244	246	250.2	281	282	284	287.8	320	321	323	327.3	363	364	366	369.7	409	410	411	415.5	457	458	458	460	457	458	458	460	457	458	458	460				
Lo PR	127	128	131	136.4	134	136	139	143.8	141	142	145	150.3	146	148	151	155.8	151	153	156	161.2	158	160	163	168.0	158	160	163	168.0	158	160	163	168.0					
85	700	MBh	24.6	24.9	25.6	26.7	24.3	24.7	25.4	26.5	23.7	24.1	24.8	25.9	22.6	23.0	23.7	24.8	21.3	21.7	22.4	23.5	20.1	20.4	21.2	22.3	20.1	20.4	21.2	22.3	20.1	20.4	21.2	22.3			
		S/T	1.00	0.84	0.71	0.6	1.00	0.85	0.72	0.6	1.00	1.00	0.74	0.6	1.00	1.00	0.76	0.6	1.00	1.00	0.78	0.6	1.00	1.00	1.00	0.7	1.00	1.00	1.00	0.7	1.00	1.00	1.00	0.7			
		ΔT	32	30	26	23	32	30	26	23	32	30	27	23	32	30	26	23	31	30	26	23	33	31	27	24	33	31	27	24	33	31	27	24			
		kW	1.43	1.43	1.43	1.4	1.58	1.58	1.58	1.6	1.75	1.74	1.74	1.8	1.93	1.93	1.92	1.9	2.13	2.13	2.12	2.1	2.36	2.36	2.36	2.4	2.36	2.36	2.36	2.4	2.36	2.36	2.36	2.4			
		Amps	4.9	4.9	4.9	5.0	5.6	5.6	5.6	5.6	6.4	6.4	6.4	6.4	7.2	7.2	7.2	7.2	8.1	8.1	8.1	8.2	9.2	9.2	9.2	9.2	9.2	9.2	9.2	9.2	9.2	9.2	9.2	9.2			
		Hi PR	240	241	243	247.1	278	279	281	284.7	317	318	320	324.1	360	361	362	366.5	405	406	408	412.3	454	455	455	457	454	455	455	457	454	455	455	457			
	Lo PR	124	126	129	134.1	132	133	136	141.6	138	140	143	148.1	144	145	148	153.6	149	151	154	159.0	156	157	160	165.7	156	157	160	165.7	156	157	160	165.7				
	800	MBh	24.9	25.2	25.9	27.0	24.7	25.0	25.7	26.8	24.0	24.4	25.1	26.2	22.9	23.3	24.0	25.1	21.6	22.0	22.7	23.8	20.4	20.8	21.5	22.6	20.4	20.8	21.5	22.6	20.4	20.8	21.5	22.6			
		S/T	1.00	0.90	0.77	0.6	1.00	0.90	0.77	0.6	1.00	1.00	0.80	0.7	1.00	1.00	0.82	0.7	1.00	1.00	0.84	0.7	1.00	1.00	1.00	0.8	1.00	1.00	1.00	0.8	1.00	1.00	1.00	0.8			
		ΔT	31	29	25	22	31	29	25	22	31	29	25	22	31	29	25	22	30	28	25	21	31	30	26	23	31	30	26	23	31	30	26	23			
		kW	1.44	1.44	1.43	1.45	1.59	1.59	1.58	1.59	1.75	1.75	1.75	1.76	1.93	1.93	1.93	1.94	2.14	2.13	2.13	2.14	2.37	2.37	2.37	2.38	2.37	2.37	2.37	2.38	2.37	2.37	2.37	2.38			
		Amps	5.0	5.0	4.9	5.0	5.6	5.6	5.6	5.7	6.4	6.4	6.4	6.4	7.2	7.2	7.2	7.3	8.2	8.2	8.1	8.2	9.2	9.2	9.2	9.3	9.2	9.2	9.2	9.3	9.2	9.2	9.2	9.3			
Hi PR		242	243	245	249.1	280	281	283	286.7	319	320	322	326.1	362	363	364	368.6	407	408	410	414.3	456	457	457	459	456	457	457	459	456	457	457	459				
Lo PR	126	128	131	135.9	134	135	138	143.4	140	142	145	149.9	146	147	150	155.4	151	152	156	160.7	158	159	162	167.5	158	159	162	167.5	158	159	162	167.5					
915	MBh	25.3	25.6	26.4	27.5	25.1	25.4	26.2	27.2	24.5	24.8	25.5	26.6	23.4	23.7	24.4	25.5	22.1	22.4	23.1	24.2	20.9	21.2	21.9	23.0	20.9	21.2	21.9	23.0	20.9	21.2	21.9	23.0				
	S/T	1.00	0.93	0.80	0.7	1.00	0.93	0.80	0.7	1.00	1.00	0.83	0.7	1.00	1.00	0.85	0.7	1.00	1.00	0.87	0.7	1.00	1.00	1.00	0.8	1.00	1.00	1.00	0.8	1.00	1.00	1.00	0.8				
	ΔT	30	28	24	21	29	28	24	21	29	28	24	21	29	28	24	21	29	27	24	20	30	28	25	21	30	28	25	21	30	28	25	21				
	kW	1.45	1.44	1.44	1.5	1.59	1.59	1.59	1.6	1.76	1.76	1.76	1.8	1.94	1.94	1.94	1.9	2.14	2.14	2.14	2.2	2.38	2.38	2.38	2.4	2.38	2.38	2.38	2.4	2.38	2.38	2.37	2.4				
	Amps	5.0	5.0	5.0	5.0	5.7	5.7	5.7	5.7	6.4	6.4	6.4	6.5	7.3	7.3	7.3	7.3	8.2	8.2	8.2	8.2	9.3	9.3	9.3	9.3	9.3	9.3	9.3	9.3	9.3	9.3	9.3	9.3				
	Hi PR	244	246	247	251.3	282	283	285	289.0	322	323	324	328.4	364	365	367	370.8	410	411	412																	

IDB		OUTDOOR AMBIENT TEMPERATURE												105												115											
		65						75						85						95						105						115					
		AIRFLOW		59	63	67	71	59	63	67	71	59	63	67	71	59	63	67	71	59	63	67	71	59	63	67	71	59	63	67	71	59	63	67	71		
70	860	MBh	28.9	29.3	30.1	-	28.6	29.0	29.9	-	27.8	28.2	29.1	-	26.5	26.9	27.8	-	25.0	25.4	26.2	-	23.5	23.9	24.8	-	25.0	25.4	26.2	-	23.5	23.9	24.8	-			
		S/T	0.58	0.51	0.38	-	0.59	0.51	0.38	-	0.61	0.54	0.41	-	0.63	0.56	0.42	-	1.00	0.58	0.45	-	1.00	0.58	0.45	-	1.00	0.58	0.45	-	1.00	0.58	0.45	-			
		ΔT	19	18	14	-	19	18	14	-	20	18	14	-	19	18	14	-	19	17	14	-	20	18	15	-	19	17	14	-	20	18	15	-			
		kW	1.69	1.69	1.69	-	1.87	1.87	1.86	-	2.06	2.06	2.06	-	2.27	2.27	2.27	-	2.50	2.50	2.50	-	2.78	2.78	2.78	-	2.50	2.50	2.50	-	2.78	2.78	2.78	-			
		Amps	5.7	5.7	5.7	-	6.5	6.5	6.5	-	7.4	7.4	7.4	-	8.4	8.4	8.4	-	9.4	9.4	9.4	-	10.7	10.7	10.7	-	9.4	9.4	9.4	-	10.7	10.7	10.7	-			
		Hi PR	236	237	238	-	273	274	276	-	312	313	315	-	354	355	356	-	399	400	402	-	447	448	450	-	399	400	402	-	447	448	450	-			
	Lo PR	121	122	125	-	128	130	133	-	134	136	139	-	140	141	145	-	145	147	150	-	152	153	157	-	145	147	150	-	152	153	157	-				
	1000	MBh	29.3	29.7	30.5	-	29.0	29.4	30.3	-	28.3	28.7	29.5	-	27.0	27.4	28.2	-	25.4	25.8	26.6	-	23.9	24.3	25.2	-	25.4	25.8	26.6	-	23.9	24.3	25.2	-			
		S/T	0.65	0.57	0.44	-	0.66	0.58	0.45	-	0.68	0.61	0.47	-	0.70	0.62	0.49	-	1.00	0.65	0.51	-	1.00	0.70	0.56	-	1.00	0.65	0.51	-	1.00	0.70	0.56	-			
		ΔT	18	16	13	-	18	16	13	-	18	17	13	-	18	16	13	-	18	16	13	-	19	17	14	-	18	16	13	-	19	17	14	-			
		kW	1.70	1.70	1.70	-	1.88	1.88	1.87	-	2.07	2.07	2.07	-	2.28	2.28	2.28	-	2.52	2.51	2.51	-	2.79	2.79	2.79	-	2.52	2.51	2.51	-	2.79	2.79	2.79	-			
		Amps	5.8	5.8	5.8	-	6.6	6.6	6.6	-	7.5	7.5	7.4	-	8.4	8.4	8.4	-	9.5	9.5	9.5	-	10.7	10.7	10.7	-	9.5	9.5	9.5	-	10.7	10.7	10.7	-			
Hi PR		238	239	241	-	275	276	278	-	314	315	317	-	356	357	359	-	401	402	404	-	450	451	452	-	401	402	404	-	450	451	452	-				
Lo PR	123	124	127	-	130	132	135	-	136	138	141	-	142	143	147	-	147	149	152	-	154	155	159	-	147	149	152	-	154	155	159	-					
1090	MBh	29.6	30.0	30.9	-	29.3	29.7	30.6	-	28.6	29.0	29.9	-	27.3	27.7	28.6	-	25.7	26.1	27.0	-	24.2	24.7	25.5	-	25.7	26.1	27.0	-	24.2	24.7	25.5	-				
	S/T	0.68	0.60	0.47	-	0.68	0.61	0.47	-	0.71	0.63	0.50	-	1.00	0.65	0.52	-	1.00	0.67	0.54	-	1.00	0.72	0.59	-	1.00	0.67	0.54	-	1.00	0.72	0.59	-				
	ΔT	18	16	12	-	17	16	12	-	18	16	13	-	17	16	12	-	17	15	12	-	18	17	13	-	17	15	12	-	18	17	13	-				
	kW	1.71	1.71	1.71	-	1.88	1.88	1.88	-	2.08	2.08	2.07	-	2.29	2.29	2.28	-	2.52	2.52	2.52	-	2.80	2.79	2.79	-	2.52	2.52	2.52	-	2.80	2.79	2.79	-				
	Amps	5.8	5.8	5.8	-	6.6	6.6	6.6	-	7.5	7.5	7.5	-	8.4	8.4	8.4	-	9.5	9.5	9.5	-	10.8	10.8	10.8	-	9.5	9.5	9.5	-	10.8	10.8	10.8	-				
	Hi PR	239	240	242	-	276	278	279	-	315	317	318	-	357	358	360	-	403	404	405	-	451	452	454	-	403	404	405	-	451	452	454	-				
Lo PR	124	126	129	-	131	133	136	-	138	139	142	-	143	145	148	-	149	150	153	-	155	157	160	-	149	150	153	-	155	157	160	-					
75	860	MBh	28.9	29.3	30.1	31.5	28.6	29.0	29.9	31.2	27.9	28.3	29.1	30.4	26.6	27.0	27.8	29.1	25.0	25.4	26.2	27.6	23.5	23.9	24.8	26.1	25.0	25.4	26.2	27.6	23.5	23.9	24.8	26.1			
		S/T	0.71	0.63	0.50	0.4	0.71	0.64	0.51	0.4	1.00	0.66	0.53	0.4	1.00	0.68	0.55	0.4	1.00	0.70	0.57	0.4	1.00	0.75	0.62	0.5	1.00	0.70	0.57	0.4	1.00	0.75	0.62	0.5			
		ΔT	23	22	18	15	23	21	18	15	24	22	18	15	23	21	18	15	23	21	18	14	24	22	19	16	23	21	18	14	24	22	19	16			
		kW	1.69	1.69	1.69	1.7	1.87	1.87	1.86	1.9	2.06	2.06	2.06	2.1	2.27	2.27	2.27	2.3	2.50	2.50	2.50	2.5	2.78	2.78	2.77	2.8	2.50	2.50	2.50	2.5	2.78	2.78	2.77	2.8			
		Amps	5.7	5.7	5.7	5.8	6.5	6.5	6.5	6.6	7.4	7.4	7.4	7.5	8.4	8.4	8.3	8.4	9.4	9.4	9.4	9.5	10.7	10.7	10.7	10.7	9.4	9.4	9.4	9.5	10.7	10.7	10.7	10.7			
		Hi PR	236	237	239	242.6	273	274	276	279.8	312	313	315	318.8	354	355	357	360.8	399	400	402	406.1	448	449	450	454.4	399	400	402	406.1	448	449	450	454.4			
	Lo PR	121	122	125	130.4	128	130	133	137.8	135	136	139	144.2	140	141	145	149.7	145	147	150	155.0	152	154	157	161.7	145	147	150	155.0	152	154	157	161.7				
	1000	MBh	29.3	29.7	30.6	31.9	29.0	29.4	30.3	31.6	28.3	28.7	29.5	30.9	27.0	27.4	28.3	29.6	25.4	25.8	26.7	28.0	23.9	24.4	25.2	26.5	25.4	25.8	26.7	28.0	23.9	24.4	25.2	26.5			
		S/T	0.77	0.70	0.57	0.4	0.78	0.71	0.57	0.4	1.00	0.73	0.60	0.5	1.00	0.75	0.62	0.5	1.00	0.77	0.64	0.5	1.00	1.00	0.69	0.6	1.00	0.77	0.64	0.5	1.00	1.00	0.69	0.6			
		ΔT	22	20	17	14	22	20	17	13	22	21	17	14	22	20	17	13	22	20	17	13	23	21	18	14	22	20	17	13	23	21	18	14			
		kW	1.70	1.70	1.70	1.71	1.88	1.88	1.87	1.89	2.07	2.07	2.07	2.08	2.28	2.28	2.28	2.29	2.51	2.51	2.51	2.52	2.79	2.79	2.78	2.80	2.51	2.51	2.51	2.52	2.79	2.79	2.78	2.80			
		Amps	5.8	5.8	5.8	5.8	6.6	6.6	6.6	6.6	7.5	7.5	7.4	7.5	8.4	8.4	8.4	8.5	9.5	9.5	9.5	9.5	10.7	10.7	10.7	10.8	9.5	9.5	9.5	9.5	10.7	10.7	10.7	10.8			
Hi PR		238	239	241	244.9	275	276	278	282.1	314	315	317	321.1	356	357	359	363.1	402	403	404	408.3	450	451	453	456.6	402	403	404	408.3	450	451	453	456.6				
Lo PR	123	124	127	132.4	130	132	135	139.8	137	138	141	146.2	142	143	147	151.7	147	149	152	157.0	154	155	159	163.7	147	149	152	157.0	154	155	159	163.7					
1090	MBh	29.6	30.0	30.9	32.2	29.4	29.8	30.6	31.9	28.6	29.0	29.9	31.2	27.3	27.7	28.6	29.9	25.7	26.1	27.0	28.3	24.3	24.7	25.5	26.9	25.7	26.1	27.0	28.3	24.3	24.7	25.5	26.9				
	S/T	0.80	0.73	0.59	0.5	0.81	0.73	0.60	0.5	1.00	0.76	0.63	0.5	1.00	0.78	0.64	0.5	1.00	0.80	0.67	0.5	1.00	1.00	0.72	0.6	1.00	0.80	0.67	0.5	1.00	1.00	0.72	0.6				
	ΔT	21	20	16	13	21	20	16	13	22	20	17	13	21	20	16	13	21	19	16	13	22	20	17	14	21	19	16	13	22	20	17	14				
	kW	1.71	1.71	1.71	1.7	1.88	1.88	1.88	1.9	2.08	2.07	2.07	2.1	2.29	2.28	2.28	2.3	2.52	2.52	2.52	2.5	2.79	2.79	2.79	2.8	2.52	2.52	2.52	2.5	2.79	2.79	2.79	2.8				
	Amps	5.8	5.8	5.8	5.8	6.6	6.6	6.6	6.6	7.5	7.5	7.5	7.5	8.4	8.4	8.4	8.5	9.5	9.5	9.5	9.6	10.8	10.8	10.7	10.8	9.5	9.5	9.5	9.6	10.8	10.8	10.7	10.8				
	Hi PR	239	240	242	246.3	277	278	279	283.5	316	317	318	322.5	358	359	360	364.5	403	404	406	409.7	451	452	454	458.0	403	404	406	409.7	451	452	454	458.0				
Lo PR	124	126	129	133.8	131	133	136	141.2	138	139	142	147.6	143	145	148	153.1	149	150	153	158.4	155	157	160	165.1	149	150	153	158.4	155	157	160	165.1					

IDB: Entering Indoor Dry Bulb Temperature
 High and low pressures are measured at the liquid and suction service valves.
 Shaded area reflects ACCA (TVA) conditions
 kW = Total system power
 Amps = outdoor unit amps (comp.+fan)

EXPANDED COOLING DATA — DX4SEA3010**/CA*TA3022*4A* + EEP (CONT.)

IDB		Outdoor Ambient Temperature												105												115											
		65						75						85						95						105						115					
		Airflow		59	63	67	71	59	63	67	71	59	63	67	71	59	63	67	71	59	63	67	71	59	63	67	71	59	63	67	71						
80	MBh	29.0	29.4	30.3	31.6	28.8	29.2	30.0	31.4	28.0	28.4	29.3	30.6	26.7	27.1	28.0	29.3	25.1	25.5	26.4	27.7	23.7	24.1	24.9	26.3												
	S/T	0.83	0.76	0.62	0.5	1.00	0.79	0.65	0.5	1.00	0.80	0.67	0.5	1.00	0.80	0.67	0.5	1.00	1.00	0.69	0.6	1.00	1.00	0.74	0.6												
	ΔT	27	25	22	19	27	26	22	19	27	25	22	19	27	25	22	19	27	25	22	18	28	26	23	20												
	kW	1.69	1.69	1.69	1.7	1.87	1.87	1.86	1.9	2.06	2.06	2.06	2.1	2.27	2.27	2.27	2.3	2.50	2.50	2.50	2.5	2.78	2.78	2.77	2.8												
	Amps	5.7	5.7	5.7	5.8	6.5	6.5	6.5	6.6	7.4	7.4	7.4	7.5	8.4	8.4	8.4	8.4	9.4	9.4	9.4	9.5	10.7	10.7	10.7	10.7												
	Hi PR	236	237	239	243.0	273	274	276	280.3	312	313	315	319.3	354	355	357	361.2	400	401	402	406.5	448	449	451	454.8												
	Lo PR	121	123	125	131.0	129	130	133	138.3	135	137	140	144.8	141	142	145	150.2	146	147	150	155.6	153	154	157	162.3												
	MBh	29.4	29.8	30.7	32.0	29.2	29.6	30.5	31.8	28.4	28.8	29.7	31.0	27.1	27.5	28.4	29.7	25.5	26.0	26.8	28.1	24.1	24.5	25.4	26.7												
	S/T	1.00	0.82	0.69	0.6	1.00	0.83	0.70	0.6	1.00	0.85	0.72	0.6	1.00	0.87	0.74	0.6	1.00	1.00	0.76	0.6	1.00	1.00	0.81	0.7												
	ΔT	26	24	21	17	26	24	21	17	26	24	21	18	26	24	21	17	26	24	21	17	27	25	22	18												
kW	1.70	1.70	1.70	1.71	1.88	1.88	1.87	1.89	2.07	2.07	2.07	2.08	2.28	2.28	2.28	2.29	2.51	2.51	2.51	2.52	2.79	2.79	2.79	2.80													
Amps	5.8	5.8	5.8	5.8	6.6	6.6	6.6	6.6	7.5	7.5	7.4	7.5	8.4	8.4	8.4	8.5	9.5	9.5	9.5	9.5	10.7	10.7	10.7	10.8													
Hi PR	239	240	241	245.3	276	277	278	282.5	315	316	317	321.5	357	358	359	363.5	402	403	405	408.8	450	451	453	457.1													
Lo PR	123	125	128	133.0	131	132	135	140.3	137	139	142	146.8	142	144	147	152.2	148	149	152	157.6	155	156	159	164.3													
MBh	29.8	30.2	31.0	32.3	29.5	29.9	30.8	32.1	28.7	29.2	30.0	31.3	27.4	27.9	28.7	30.0	25.9	26.3	27.1	28.5	24.4	24.8	25.7	27.0													
S/T	1.00	0.85	0.72	0.6	1.00	0.86	0.72	0.6	1.00	0.88	0.75	0.6	1.00	1.00	0.77	0.6	1.00	1.00	0.79	0.6	1.00	1.00	0.84	0.7													
ΔT	25	24	20	17	25	24	20	17	26	24	20	17	25	24	20	17	25	23	20	17	26	24	21	18													
kW	1.71	1.71	1.71	1.7	1.88	1.88	1.88	1.9	2.08	2.08	2.07	2.1	2.29	2.29	2.28	2.3	2.52	2.52	2.52	2.52	2.79	2.79	2.79	2.8													
Amps	5.8	5.8	5.8	5.8	6.6	6.6	6.6	6.6	7.5	7.5	7.5	7.5	8.4	8.4	8.4	8.5	9.5	9.5	9.5	9.6	10.8	10.8	10.8	10.8													
Hi PR	240	241	243	246.7	277	278	280	283.9	316	317	319	322.9	358	359	361	364.9	403	404	406	410.2	452	453	454	458.5													
Lo PR	125	126	129	134.4	132	133	137	141.7	138	140	143	148.2	144	145	148	153.6	149	151	154	159.0	156	157	160	165.6													

IDB		Outdoor Ambient Temperature												105												115											
		65						75						85						95						105						115					
		Airflow		59	63	67	71	59	63	67	71	59	63	67	71	59	63	67	71	59	63	67	71	59	63	67	71	59	63	67	71						
860	MBh	29.5	29.9	30.8	32.1	29.2	29.7	30.5	31.8	28.5	28.9	29.8	31.1	27.2	27.6	28.5	29.8	25.6	26.0	26.9	28.2	24.2	24.6	25.4	26.7												
	S/T	1.00	0.85	0.72	0.6	1.00	0.86	0.73	0.6	1.00	1.00	0.75	0.6	1.00	1.00	0.77	0.6	1.00	1.00	0.79	0.7	1.00	1.00	1.00	0.7												
	ΔT	31	29	26	22	31	29	26	22	31	29	26	22	31	29	26	22	30	29	25	22	32	30	26	23												
	kW	1.70	1.70	1.69	1.7	1.87	1.87	1.87	1.9	2.06	2.06	2.06	2.1	2.27	2.27	2.27	2.3	2.51	2.51	2.50	2.5	2.78	2.78	2.78	2.8												
	Amps	5.8	5.7	5.7	5.8	6.5	6.5	6.5	6.6	7.4	7.4	7.4	7.5	8.4	8.4	8.4	8.4	9.4	9.4	9.4	9.5	10.7	10.7	10.7	10.8												
	Hi PR	237	238	240	244.2	275	276	277	281.4	314	315	316	320.4	356	357	358	362.4	401	402	404	407.6	449	450	452	455.9												
	Lo PR	123	125	128	132.8	130	132	135	140.2	137	138	141	146.6	142	144	147	152.0	148	149	152	157.4	154	156	159	164.1												
	MBh	29.9	30.3	31.2	32.5	29.7	30.1	30.9	32.3	28.9	29.3	30.2	31.5	27.6	28.0	28.9	30.2	26.0	26.4	27.3	28.6	24.6	25.0	25.9	27.2												
	S/T	1.00	0.92	0.79	0.7	1.00	0.93	0.80	0.7	1.00	1.00	0.82	0.7	1.00	1.00	0.84	0.7	1.00	1.00	0.86	0.7	1.00	1.00	1.00	0.8												
	ΔT	30	28	24	21	29	28	24	21	30	28	25	21	29	28	24	21	29	27	24	21	30	29	25	22												
kW	1.71	1.71	1.70	1.72	1.88	1.88	1.88	1.89	2.07	2.07	2.07	2.08	2.28	2.28	2.28	2.29	2.52	2.52	2.52	2.53	2.79	2.79	2.79	2.80													
Amps	5.8	5.8	5.8	5.8	6.6	6.6	6.6	6.6	7.5	7.5	7.5	7.5	8.4	8.4	8.4	8.5	9.5	9.5	9.5	9.5	10.8	10.8	10.7	10.8													
Hi PR	240	241	242	246.4	277	278	280	283.6	316	317	319	322.6	358	359	361	364.6	403	404	406	409.9	451	452	454	458.2													
Lo PR	125	127	130	134.8	132	134	137	142.1	139	140	143	148.6	144	146	149	154.0	150	151	154	159.4	156	158	161	166.1													
MBh	30.2	30.7	31.5	32.8	30.0	30.4	31.3	32.6	29.2	29.6	30.5	31.8	27.9	28.3	29.2	30.5	26.3	26.8	27.6	28.9	24.9	25.3	26.2	27.5													
S/T	1.00	0.95	0.82	0.7	1.00	0.95	0.82	0.7	1.00	1.00	0.85	0.7	1.00	1.00	0.87	0.7	1.00	1.00	0.89	0.7	1.00	1.00	1.00	0.8													
ΔT	29	27	24	20	29	27	24	20	29	27	24	21	29	27	24	20	29	27	23	20	30	28	25	21													
kW	1.71	1.71	1.71	1.7	1.89	1.89	1.88	1.9	2.08	2.08	2.08	2.1	2.29	2.29	2.29	2.3	2.52	2.52	2.52	2.52	2.80	2.80	2.79	2.8													
Amps	5.8	5.8	5.8	5.9	6.6	6.6	6.6	6.7	7.5	7.5	7.5	7.5	8.5	8.5	8.4	8.5	9.5	9.5	9.5	9.6	10.8	10.8	10.8	10.8													
Hi PR	241	242	244	247.8	278	279	281	285.0	317	318	320	324.0	359	360	362	366.0	404	406	407	411.3	453	454	455	459.6													
Lo PR	126	128	131	136.2	134	135	138	143.5	140	142	145	150.0	146	147	150	155.4	151	153	156	160.8	158	159	162	167.5													

IDB: Entering Indoor Dry Bulb Temperature
 High and low pressures are measured at the liquid and suction service valves.
 Shaded area reflects AHRI conditions
 kW = Total system power
 Amps = outdoor unit amps (comp. +fan)

IDB	OUTDOOR AMBIENT TEMPERATURE												105												115											
	65						75						85						95						105						115					
	AIRFLOW		59	63	67	71	59	63	67	71	59	63	67	71	59	63	67	71	59	63	67	71	59	63	67	71	59	63	67	71	59	63	67	71		
ENTERING INDOOR WET BULB TEMPERATURE																																				
990	MBh	34.7	35.2	36.3	-	34.4	34.9	36.0	-	33.5	34.0	35.1	-	32.0	32.5	33.5	-	30.1	30.5	31.6	-	28.3	28.8	29.8	-	30.1	30.5	31.6	-	28.3	28.8	29.8	-			
	S/T	0.59	0.51	0.38	-	0.60	0.52	0.39	-	0.62	0.55	0.41	-	0.64	0.56	0.43	-	1.00	0.59	0.45	-	1.00	0.64	0.50	-	1.00	0.59	0.45	-	1.00	0.64	0.50	-			
	ΔT	21	19	15	-	21	19	15	-	21	19	16	-	21	19	15	-	21	19	15	-	22	20	16	-	21	19	15	-	22	20	16	-			
	kW	2.05	2.05	2.04	-	2.27	2.27	2.26	-	2.52	2.52	2.51	-	2.79	2.79	2.78	-	3.09	3.09	3.08	-	3.44	3.44	3.43	-	3.09	3.09	3.08	-	3.44	3.44	3.43	-			
	Amps	7.1	7.1	7.0	-	8.1	8.1	8.1	-	9.2	9.2	9.2	-	10.5	10.4	10.4	-	11.8	11.8	11.8	-	13.4	13.4	13.4	-	11.8	11.8	11.8	-	13.4	13.4	13.4	-			
1145	Hi PR	247	248	249	-	286	287	288	-	326	327	329	-	370	371	373	-	418	419	420	-	468	469	471	-	418	419	420	-	468	469	471	-			
	Lo PR	121	123	126	-	129	130	133	-	135	137	140	-	141	142	145	-	146	147	151	-	153	154	157	-	146	147	151	-	153	154	157	-			
	MBh	35.3	35.7	36.8	-	34.9	35.4	36.5	-	34.0	34.5	35.6	-	32.5	33.0	34.0	-	30.6	31.0	32.1	-	28.8	29.3	30.3	-	30.6	31.0	32.1	-	28.8	29.3	30.3	-			
	S/T	0.66	0.58	0.45	-	0.66	0.59	0.45	-	0.69	0.61	0.48	-	0.71	0.63	0.50	-	1.00	0.65	0.52	-	1.00	0.71	0.57	-	1.00	0.65	0.52	-	1.00	0.71	0.57	-			
	ΔT	20	18	14	-	20	18	14	-	20	18	14	-	20	18	14	-	19	17	14	-	20	19	15	-	19	17	14	-	20	19	15	-			
1320	kW	2.07	2.07	2.07	-	2.29	2.29	2.29	-	2.54	2.54	2.54	-	2.81	2.81	2.81	-	3.11	3.11	3.11	-	3.46	3.46	3.46	-	3.11	3.11	3.11	-	3.46	3.46	3.46	-			
	Amps	7.2	7.2	7.2	-	8.2	8.2	8.2	-	9.3	9.3	9.3	-	10.6	10.6	10.5	-	11.9	11.9	11.9	-	13.6	13.5	13.5	-	11.9	11.9	11.9	-	13.6	13.5	13.5	-			
	Hi PR	251	252	254	-	290	291	293	-	331	332	334	-	375	376	378	-	422	423	425	-	473	474	476	-	422	423	425	-	473	474	476	-			
	Lo PR	126	127	130	-	133	134	138	-	139	141	144	-	145	146	150	-	150	152	155	-	157	159	162	-	150	152	155	-	157	159	162	-			
	MBh	35.9	36.4	37.4	-	35.6	36.1	37.1	-	34.7	35.2	36.2	-	33.1	33.6	34.7	-	31.2	31.7	32.7	-	29.5	30.0	31.0	-	31.2	31.7	32.7	-	29.5	30.0	31.0	-			
990	S/T	0.72	0.64	0.51	0.4	0.72	0.65	0.51	0.4	0.73	0.65	0.52	-	1.00	0.67	0.54	-	1.00	0.69	0.56	-	1.00	0.74	0.61	-	1.00	0.69	0.56	-	1.00	0.74	0.61	-			
	ΔT	25	23	20	16	25	23	20	16	19	17	13	-	18	16	13	-	18	16	13	-	19	17	14	-	18	16	13	-	19	17	14	-			
	kW	2.05	2.04	2.04	2.1	2.27	2.27	2.26	2.3	2.52	2.52	2.51	2.5	2.79	2.78	2.78	2.8	3.09	3.08	3.08	3.1	3.44	3.44	3.43	3.4	3.09	3.08	3.08	3.1	3.44	3.44	3.43	3.4			
	Amps	7.1	7.1	7.0	7.1	8.1	8.1	8.1	8.1	9.2	9.2	9.2	9.3	10.4	10.4	10.4	10.5	11.8	11.8	11.8	11.9	13.4	13.4	13.4	13.5	11.8	11.8	11.8	11.9	13.4	13.4	13.4	13.5			
	Hi PR	247	248	250	253.9	286	287	289	292.9	327	328	329	333.7	371	372	373	377.6	418	419	421	425.0	468	470	471	475.6	418	419	421	425.0	468	470	471	475.6			
1145	Lo PR	121	123	126	131.0	129	130	133	138.4	135	137	140	144.9	141	142	145	150.4	146	147	151	155.7	153	154	157	162.5	146	147	151	155.7	153	154	157	162.5			
	MBh	35.3	35.8	36.8	38.4	35.0	35.5	36.5	38.1	34.1	34.5	35.6	37.2	32.5	33.0	34.0	35.6	30.6	31.1	32.1	33.7	28.8	29.3	30.4	32.0	30.6	31.1	32.1	33.7	28.8	29.3	30.4	32.0			
	S/T	0.79	0.71	0.58	0.4	0.79	0.72	0.58	0.4	1.00	0.74	0.61	0.5	1.00	0.63	0.5	0.4	1.00	0.78	0.65	0.5	1.00	1.00	0.70	0.6	1.00	0.78	0.65	0.5	1.00	1.00	0.70	0.6			
	ΔT	24	22	18	15	24	22	18	15	24	22	19	15	24	18	15	12	23	22	18	14	25	23	19	15	23	22	18	14	25	23	19	15			
	kW	2.06	2.06	2.05	2.07	2.28	2.28	2.28	2.29	2.53	2.53	2.52	2.54	2.80	2.79	2.81	2.8	3.10	3.10	3.09	3.11	3.45	3.45	3.45	3.46	3.10	3.10	3.09	3.11	3.45	3.45	3.45	3.46			
1320	Amps	7.1	7.1	7.1	7.2	8.1	8.1	8.1	8.2	9.3	9.3	9.3	9.3	10.5	10.5	10.6	10.6	11.9	11.9	11.9	11.9	13.5	13.5	13.5	13.5	11.9	11.9	11.9	11.9	13.5	13.5	13.5	13.5			
	Hi PR	249	250	252	256.3	288	289	291	295.2	329	330	332	336.0	373	376	380.0	373	420	421	423	427.3	471	472	474	477.9	420	421	423	427.3	471	472	474	477.9			
	Lo PR	123	125	128	133.0	131	132	135	140.4	137	139	142	146.9	143	147	152.4	143	148	149	153	157.7	155	156	159	164.5	148	149	153	157.7	155	156	159	164.5			
	MBh	35.9	36.4	37.5	39.1	35.6	36.1	37.2	38.7	34.7	35.2	36.2	37.8	33.1	33.6	34.7	36.3	31.2	31.7	32.8	34.4	29.5	30.0	31.0	32.6	31.2	31.7	32.8	34.4	29.5	30.0	31.0	32.6			
	S/T	0.82	0.75	0.61	0.5	0.83	0.75	0.62	0.5	1.00	0.78	0.64	0.5	1.00	0.80	0.66	0.5	1.00	0.82	0.69	0.5	1.00	1.00	0.74	0.6	1.00	0.82	0.69	0.5	1.00	1.00	0.74	0.6			
990	ΔT	23	21	17	13	23	21	17	13	23	21	17	14	23	21	17	13	22	20	17	13	24	22	18	14	22	20	17	13	24	22	18	14			
	kW	2.07	2.07	2.07	2.1	2.29	2.29	2.29	2.3	2.54	2.54	2.54	2.6	2.81	2.81	2.80	2.8	3.11	3.11	3.10	3.1	3.46	3.46	3.46	3.5	3.11	3.11	3.10	3.1	3.46	3.46	3.46	3.5			
	Amps	7.2	7.2	7.2	7.2	8.2	8.2	8.2	8.2	9.3	9.3	9.3	9.4	10.6	10.6	10.5	10.6	11.9	11.9	11.9	12.0	13.5	13.5	13.5	13.6	11.9	11.9	11.9	12.0	13.5	13.5	13.5	13.6			
	Hi PR	252	253	254	258.7	291	292	293	297.6	331	332	334	338.4	375	376	378	382.4	423	424	425	429.8	473	474	476	480.3	423	424	425	429.8	473	474	476	480.3			
	Lo PR	126	127	130	135.4	133	135	138	142.8	139	141	144	149.3	145	146	150	154.7	150	152	155	160.1	157	159	162	166.8	150	152	155	160.1	157	159	162	166.8			

IDB: Entering Indoor Dry Bulb Temperature
 High and low pressures are measured at the liquid and suction service valves.
 Shaded area reflects ACCA (TVA) conditions
 kW = Total system power
 Amps = outdoor unit amps (comp.+fan)

EXPANDED COOLING DATA — DX4SEA3610**/CA*TA3626*4A* + EEP (CONT.)

IDB		OUTDOOR AMBIENT TEMPERATURE												105												115											
		65				75				85				95				105				115															
		AIRFLOW			59	63	67	71	59			63	67	71	59			63	67	71	59			63	67	71	59			63	67	71					
80	MBh	34.9	35.4	36.5	38.1	34.6	35.1	36.2	37.8	33.7	34.2	35.3	36.8	32.2	32.7	33.7	35.3	30.3	30.7	31.8	33.4	28.5	29.0	30.0	31.6												
	S/T	0.84	0.77	0.63	0.5	1.00	0.80	0.66	0.5	1.00	0.82	0.68	0.5	1.00	0.82	0.68	0.5	1.00	1.00	0.70	0.6	1.00	1.00	0.76	0.6												
	ΔT	29	27	24	20	29	27	24	20	30	28	24	20	29	27	24	20	29	27	24	20	30	28	25	21												
	kW	2.05	2.05	2.04	2.1	2.27	2.27	2.26	2.3	2.52	2.52	2.51	2.5	2.79	2.79	2.78	2.8	3.09	3.09	3.08	3.1	3.44	3.44	3.43	3.5												
	Amps	7.1	7.1	7.0	7.1	8.1	8.1	8.1	8.1	9.2	9.2	9.2	9.3	10.5	10.4	10.4	10.5	11.8	11.8	11.8	11.9	13.4	13.4	13.4	13.5												
	Hi PR	247	248	250	254.4	286	287	289	293.3	327	328	330	334.1	371	372	374	378.1	418	419	421	425.5	469	470	472	476.0												
Lo PR	122	123	126	131.6	129	131	134	139.0	136	137	140	145.4	141	143	146	150.9	147	148	151	156.3	153	155	158	163.0													
1145	MBh	35.5	35.9	37.0	38.6	35.1	35.6	36.7	38.3	34.2	34.7	35.8	37.4	32.7	33.2	34.2	35.8	30.8	31.2	32.3	33.9	29.0	29.5	30.5	32.1												
	S/T	1.00	0.83	0.70	0.6	1.00	0.84	0.71	0.6	1.00	0.86	0.73	0.6	1.00	0.88	0.75	0.6	1.00	1.00	0.77	0.6	1.00	1.00	0.82	0.7												
	ΔT	28	26	23	19	28	26	23	19	28	26	23	19	28	26	22	19	28	26	22	19	29	27	23	20												
	kW	2.06	2.06	2.05	2.07	2.28	2.28	2.28	2.29	2.53	2.53	2.53	2.54	2.80	2.80	2.79	2.81	3.10	3.10	3.09	3.11	3.45	3.45	3.45	3.46												
	Amps	7.1	7.1	7.1	7.2	8.1	8.1	8.1	8.2	9.3	9.3	9.3	9.3	10.5	10.5	10.5	10.6	11.9	11.9	11.9	11.9	13.5	13.5	13.5	13.6												
	Hi PR	250	251	252	256.7	289	290	291	295.7	329	330	332	336.5	373	374	376	380.4	421	422	423	427.8	471	472	474	478.4												
Lo PR	124	125	128	133.6	131	133	136	141.0	138	139	142	147.4	143	145	148	152.9	149	150	153	158.3	155	157	160	165.0													
1320	MBh	36.1	36.6	37.6	39.2	35.8	36.3	37.3	38.9	34.9	35.4	36.4	38.0	33.3	33.8	34.9	36.4	31.4	31.9	32.9	34.5	29.7	30.2	31.2	32.8												
	S/T	1.00	0.87	0.74	0.6	1.00	0.88	0.74	0.6	1.00	0.90	0.77	0.6	1.00	1.00	0.79	0.6	1.00	1.00	0.81	0.7	1.00	1.00	0.86	0.7												
	ΔT	27	25	21	18	27	25	21	18	27	25	22	18	27	25	21	18	27	25	21	17	28	26	22	19												
	kW	2.07	2.07	2.07	2.1	2.29	2.29	2.29	2.3	2.54	2.54	2.54	2.6	2.81	2.81	2.81	2.8	3.11	3.11	3.11	3.1	3.46	3.46	3.46	3.5												
	Amps	7.2	7.2	7.2	7.2	8.2	8.2	8.2	8.3	9.3	9.3	9.3	9.4	10.6	10.6	10.5	10.6	11.9	11.9	11.9	12.0	13.6	13.5	13.5	13.6												
	Hi PR	252	253	255	259.1	291	292	294	298.1	332	333	335	338.9	376	377	379	382.8	423	424	426	430.2	474	475	476	480.8												
Lo PR	126	128	131	135.9	134	135	138	143.3	140	142	145	149.8	145	147	150	155.3	151	152	155	160.6	158	159	162	167.4													

IDB		OUTDOOR AMBIENT TEMPERATURE												105												115											
		65				75				85				95				105				115															
		AIRFLOW			59	63	67	71	59			63	67	71	59			63	67	71	59			63	67	71	59			63	67	71					
990	MBh	35.5	36.0	37.1	38.7	35.2	35.7	36.8	38.3	34.3	34.8	35.8	37.4	32.8	33.2	34.3	35.9	30.8	31.3	32.4	34.0	29.1	29.6	30.6	32.2												
	S/T	1.00	0.87	0.73	0.6	1.00	0.87	0.74	0.6	1.00	1.00	0.76	0.6	1.00	1.00	0.78	0.6	1.00	1.00	0.80	0.7	1.00	1.00	1.00	0.7												
	ΔT	33	31	28	24	33	31	28	24	33	31	28	24	33	31	28	24	33	31	27	24	34	32	29	25												
	kW	2.05	2.05	2.05	2.1	2.27	2.27	2.27	2.3	2.52	2.52	2.52	2.5	2.79	2.79	2.79	2.8	3.09	3.09	3.09	3.1	3.44	3.44	3.44	3.5												
	Amps	7.1	7.1	7.1	7.1	8.1	8.1	8.1	8.2	9.2	9.2	9.2	9.3	10.5	10.5	10.4	10.5	11.8	11.8	11.8	11.9	13.5	13.5	13.4	13.5												
	Hi PR	248	250	251	255.5	287	288	290	294.5	328	329	331	335.3	372	373	375	379.2	420	421	422	426.6	470	471	473	477.2												
Lo PR	124	125	128	133.4	131	133	136	140.8	137	139	142	147.3	143	144	148	152.7	148	150	153	158.1	155	157	160	164.8													
1145	MBh	36.0	36.5	37.6	39.2	35.7	36.2	37.3	38.8	34.8	35.3	36.3	37.9	33.3	33.7	34.8	36.4	31.3	31.8	32.9	34.5	29.6	30.1	31.1	32.7												
	S/T	1.00	0.93	0.80	0.7	1.00	0.94	0.81	0.7	1.00	1.00	0.83	0.7	1.00	1.00	0.85	0.7	1.00	1.00	0.87	0.7	1.00	1.00	1.00	0.8												
	ΔT	32	30	26	23	32	30	26	23	32	30	27	23	32	30	26	23	32	30	26	22	33	31	27	23												
	kW	2.06	2.06	2.06	2.08	2.29	2.29	2.28	2.30	2.54	2.53	2.53	2.55	2.80	2.80	2.80	2.82	3.10	3.10	3.10	3.12	3.46	3.45	3.45	3.47												
	Amps	7.2	7.1	7.1	7.2	8.2	8.2	8.1	8.2	9.3	9.3	9.3	9.4	10.5	10.5	10.5	10.6	11.9	11.9	11.9	12.0	13.5	13.5	13.5	13.6												
	Hi PR	251	252	254	257.9	290	291	293	296.8	331	332	333	337.6	374	376	377	381.6	422	423	425	429.0	472	473	475	479.5												
Lo PR	126	127	130	135.4	133	135	138	142.8	139	141	144	149.2	145	146	150	154.7	150	152	155	160.1	157	159	162	166.8													
1320	MBh	36.7	37.2	38.2	39.8	36.4	36.9	37.9	39.5	35.5	36.0	37.0	38.6	33.9	34.4	35.4	37.0	32.0	32.5	33.5	35.1	30.3	30.8	31.8	33.4												
	S/T	1.00	0.97	0.84	0.7	1.00	1.00	0.84	0.7	1.00	1.00	0.87	0.7	1.00	1.00	0.89	0.7	1.00	1.00	0.91	0.8	1.00	1.00	1.00	0.8												
	ΔT	31	29	25	21	31	29	25	21	31	29	25	22	31	29	25	21	30	28	25	21	32	30	26	22												
	kW	2.08	2.07	2.07	2.1	2.30	2.30	2.29	2.3	2.55	2.54	2.54	2.6	2.82	2.81	2.81	2.8	3.12	3.11	3.11	3.1	3.47	3.47	3.46	3.5												
	Amps	7.2	7.2	7.2	7.3	8.2	8.2	8.2	8.3	9.4	9.3	9.3	9.4	10.6	10.6	10.6	10.6	12.0	12.0	11.9	12.0	13.6	13.6	13.5	13.6												
	Hi PR	253	254	256	260.3	292	293	295	299.2	333	334	336	340.1	377	378	380	384.0	424	425	427	431.4	475	476	478	481.9												
Lo PR	128	129	133	137.8	135	137	140	145.1	142	143	146	151.6	147	149	152	157.1	153	154	157	162.5	159	161	164	169.2													

Shaded area reflects AHRI conditions

IDB: Entering Indoor Dry Bulb Temperature
 High and low pressures are measured at the liquid and suction service valves.

kW = Total system power
 Amps = outdoor unit amps (comp. + fan)

IDB		OUTDOOR AMBIENT TEMPERATURE																																			
		65						75						85						95						105						115					
		AIRFLOW		59	63	67	71	59	63	67	71	59	63	67	71	59	63	67	71	59	63	67	71	59	63	67	71	59	63	67	71						
70	1220	M/Bh	40.7	41.3	42.5	-	40.3	40.9	42.1	-	39.3	39.8	41.0	-	37.4	38.0	39.2	-	35.2	35.8	37.0	-	33.2	33.7	34.9	-	33.2	33.8	35.0	36.8							
		S/T	0.61	0.54	0.40	-	0.62	0.54	0.40	-	0.64	0.57	0.43	-	0.66	0.59	0.45	-	0.69	0.61	0.47	-	1.00	0.66	0.52	-	1.00	0.79	0.65	0.5							
		ΔT	19	18	14	-	19	18	14	-	20	18	14	-	19	18	14	-	19	17	14	-	20	18	15	-	20	18	15	16							
		kW	2.38	2.38	2.38	-	2.63	2.63	2.63	-	2.91	2.91	2.91	-	3.22	3.21	3.21	-	3.55	3.55	3.55	-	3.95	3.95	3.94	-	3.95	3.95	3.94	4.0							
		Amps	8.1	8.1	8.1	-	9.2	9.2	9.2	-	10.5	10.5	10.5	-	11.9	11.9	11.9	-	13.4	13.4	13.4	-	15.3	15.2	15.2	-	15.3	15.3	15.3	15.3							
		Hi PR	237	238	239	-	274	275	277	-	313	314	316	-	355	356	358	-	401	402	403	-	449	450	452	-	449	450	452	454							
	Lo PR	119	120	123	-	126	128	131	-	132	134	137	-	138	139	142	-	143	144	147	-	150	151	154	-	150	151	154	156								
	1400	M/Bh	41.2	41.8	43.0	-	40.9	41.4	42.7	-	39.8	40.4	41.6	-	38.0	38.5	39.8	-	35.7	36.3	37.5	-	33.7	34.3	35.5	-	33.7	34.3	35.5	37.8							
		S/T	0.68	0.60	0.46	-	0.68	0.60	0.47	-	0.71	0.63	0.49	-	0.73	0.65	0.51	-	1.00	0.67	0.53	-	1.00	0.72	0.59	-	1.00	0.88	0.75	0.6							
		ΔT	18	16	13	-	18	16	13	-	18	17	13	-	18	16	13	-	18	16	13	-	19	17	14	-	19	17	14	14							
		kW	2.40	2.40	2.39	-	2.65	2.65	2.64	-	2.93	2.92	2.92	-	3.23	3.23	3.22	-	3.57	3.57	3.56	-	3.96	3.96	3.96	-	3.96	3.96	3.96	3.96							
		Amps	8.1	8.1	8.1	-	9.3	9.3	9.3	-	10.6	10.6	10.5	-	12.0	11.9	11.9	-	13.5	13.5	13.5	-	15.3	15.3	15.3	-	15.3	15.3	15.3	15.3							
Hi PR		239	240	241	-	276	277	279	-	315	316	318	-	357	358	360	-	403	404	405	-	451	452	454	-	451	452	454	454								
Lo PR	121	122	125	-	128	129	132	-	134	136	139	-	140	141	144	-	145	146	149	-	151	153	156	-	151	153	156	156									
1530	M/Bh	41.7	42.3	43.5	-	41.3	41.9	43.1	-	40.3	40.8	42.1	-	38.4	39.0	40.2	-	36.2	36.8	38.0	-	34.2	34.7	36.0	-	34.2	34.7	36.0	36.0								
	S/T	0.70	0.63	0.49	-	0.71	0.63	0.49	-	0.73	0.66	0.52	-	0.75	0.68	0.54	-	1.00	0.70	0.56	-	1.00	0.75	0.61	-	1.00	0.75	0.61	0.61								
	ΔT	18	16	12	-	18	16	12	-	18	16	13	-	17	16	12	-	17	15	12	-	18	17	13	-	18	17	13	13								
	kW	2.41	2.40	2.40	-	2.66	2.65	2.65	-	2.94	2.93	2.93	-	3.24	3.24	3.23	-	3.58	3.57	3.57	-	3.97	3.97	3.97	-	3.97	3.97	3.97	3.97								
	Amps	8.2	8.2	8.2	-	9.3	9.3	9.3	-	10.6	10.6	10.6	-	12.0	12.0	12.0	-	13.5	13.5	13.5	-	15.4	15.3	15.3	-	15.4	15.3	15.3	15.3								
	Hi PR	240	241	243	-	277	278	280	-	317	318	319	-	359	360	361	-	404	405	407	-	453	454	455	-	453	454	455	455								
Lo PR	122	123	127	-	129	131	134	-	136	137	140	-	141	142	145	-	146	148	151	-	153	154	157	-	153	154	157	157									
75	1220	M/Bh	40.7	41.3	42.5	44.4	40.3	40.9	42.1	44.0	39.3	39.9	41.1	42.9	37.4	38.0	39.2	41.1	35.2	35.8	37.0	38.9	33.2	33.8	35.0	36.8											
		S/T	0.74	0.67	0.53	0.4	0.75	0.67	0.53	0.4	0.77	0.70	0.56	0.4	1.00	0.72	0.58	0.4	1.00	0.74	0.60	0.5	1.00	0.79	0.65	0.5											
		ΔT	23	22	18	15	23	21	18	15	23	22	18	15	23	21	18	15	23	21	18	14	24	22	19	16											
		kW	2.38	2.38	2.38	2.4	2.63	2.63	2.63	2.6	2.91	2.91	2.91	2.9	3.21	3.21	3.21	3.2	3.55	3.55	3.55	3.6	3.95	3.95	3.94	4.0											
		Amps	8.1	8.1	8.0	8.1	9.2	9.2	9.2	9.3	10.5	10.5	10.5	10.6	11.9	11.9	11.9	11.9	13.4	13.4	13.4	13.5	15.2	15.2	15.2	15.3											
		Hi PR	237	238	239	243.6	274	275	277	280.9	313	314	316	320.0	355	356	358	362.1	401	402	403	407.6	449	450	452	456.0											
	Lo PR	119	120	123	128.4	126	128	131	135.6	132	134	137	142.0	138	139	142	147.3	143	144	148	152.6	150	151	154	159.2												
	1400	M/Bh	41.3	41.8	43.0	44.9	40.9	41.5	42.7	44.5	39.8	40.4	41.6	43.5	38.0	38.6	39.8	41.6	35.8	36.3	37.6	39.4	33.7	34.3	35.5	37.4											
		S/T	0.81	0.73	0.59	0.4	0.81	0.74	0.60	0.5	1.00	0.76	0.62	0.5	1.00	0.78	0.64	0.5	1.00	0.80	0.67	0.5	1.00	0.86	0.72	0.6											
		ΔT	22	20	17	14	22	20	17	14	22	21	17	14	22	20	17	14	22	20	17	13	23	21	18	14											
		kW	2.40	2.39	2.39	2.41	2.65	2.64	2.64	2.66	2.93	2.92	2.92	2.94	3.23	3.23	3.22	3.24	3.57	3.56	3.56	3.58	3.96	3.96	3.96	3.97											
		Amps	8.1	8.1	8.1	8.2	9.3	9.3	9.3	9.3	10.6	10.6	10.5	10.6	11.9	11.9	11.9	12.0	13.5	13.5	13.5	13.6	15.3	15.3	15.3	15.4											
Hi PR		239	240	242	245.6	276	277	279	283.0	315	316	318	322.1	357	358	360	364.2	403	404	406	409.6	451	452	454	458.1												
Lo PR	121	122	125	130.2	128	129	132	137.4	134	136	139	143.8	140	141	144	149.1	145	146	149	154.4	151	153	156	160.9													
1530	M/Bh	41.7	42.3	43.5	45.4	41.4	41.9	43.1	45.0	40.3	40.9	42.1	43.9	38.5	39.0	40.3	42.1	36.2	36.8	38.0	39.9	34.2	34.8	36.0	37.8												
	S/T	0.83	0.76	0.62	0.5	0.84	0.76	0.63	0.5	1.00	0.79	0.65	0.5	1.00	0.81	0.67	0.5	1.00	0.83	0.69	0.5	1.00	0.88	0.75	0.6												
	ΔT	21	20	16	13	21	20	16	13	22	20	17	13	21	20	16	13	21	19	16	13	22	21	17	14												
	kW	2.40	2.40	2.40	2.4	2.65	2.65	2.65	2.7	2.93	2.93	2.93	2.9	3.24	3.23	3.23	3.2	3.57	3.57	3.57	3.6	3.97	3.97	3.96	4.0												
	Amps	8.2	8.2	8.1	8.2	9.3	9.3	9.3	9.4	10.6	10.6	10.6	10.7	12.0	12.0	12.0	12.0	13.5	13.5	13.5	13.6	15.3	15.3	15.3	15.4												
	Hi PR	240	241	243	247.1	278	279	280	284.4	317	318	319	323.5	359	360	362	365.7	404	405	407	411.1	453	454	455	459.5												
Lo PR	122	124	127	131.6	129	131	134	138.8	136	137	140	145.2	141	142	145	150.5	146	148	151	155.8	153	154	157	162.4													

IDB: Entering Indoor Dry Bulb Temperature
 High and low pressures are measured at the liquid and suction service valves.
 Shaded area reflects ACCA (TVA) conditions
 kW = Total system power
 Amps = outdoor unit amps (comp.+fan)

IDB	AIRFLOW	OUTDOOR AMBIENT TEMPERATURE												ENTERING INDOOR WET BULB TEMPERATURE											
		65				75				85				95				105				115			
		59	63	67	71	59	63	67	71	59	63	67	71	59	63	67	71	59	63	67	71	59	63	67	71
80	M/Bh	40.9	41.5	42.7	44.6	40.6	41.1	42.3	44.2	39.5	40.1	41.3	43.1	37.7	38.2	39.5	41.3	35.4	36.0	37.2	39.1	33.4	34.0	35.2	37.0
	S/T	0.87	0.79	0.66	0.5	1.00	0.80	0.66	0.5	1.00	0.82	0.69	0.5	1.00	0.84	0.71	0.6	1.00	0.87	0.73	0.6	1.00	1.00	0.78	0.6
	ΔT	27	25	22	19	27	25	22	19	27	26	22	19	27	25	22	19	27	25	22	18	28	26	23	19
	kW	2.38	2.38	2.38	2.4	2.63	2.63	2.63	2.6	2.91	2.91	2.91	2.9	3.22	3.21	3.21	3.2	3.55	3.55	3.55	3.6	3.95	3.95	3.94	4.0
	Amps	8.1	8.1	8.1	8.1	9.2	9.2	9.2	9.3	10.5	10.5	10.5	10.6	11.9	11.9	11.9	11.9	13.4	13.4	13.4	13.5	15.3	15.2	15.2	15.3
	Hi PR	237	238	240	244.0	275	276	277	281.3	314	315	316	320.5	356	357	358	362.6	401	402	404	408.0	450	451	452	456.5
	Lo PR	119	121	124	128.9	127	128	131	136.2	133	134	137	142.5	138	140	143	147.8	144	145	148	153.1	150	152	155	159.7
	M/Bh	41.5	42.0	43.3	45.1	41.1	41.7	42.9	44.7	40.0	40.6	41.8	43.7	38.2	38.8	40.0	41.9	36.0	36.5	37.8	39.6	33.9	34.5	35.7	37.6
	S/T	0.93	0.86	0.72	0.6	1.00	0.86	0.73	0.6	1.00	0.89	0.75	0.6	1.00	0.91	0.77	0.6	1.00	1.00	0.79	0.6	1.00	1.00	0.84	0.7
	ΔT	26	24	21	18	26	24	21	18	26	25	21	18	26	24	21	17	26	24	21	17	27	25	22	18
kW	2.40	2.39	2.39	2.41	2.65	2.65	2.64	2.66	2.93	2.92	2.92	2.94	3.23	3.23	3.23	3.24	3.57	3.56	3.56	3.58	3.96	3.96	3.96	3.98	
Amps	8.1	8.1	8.1	8.2	9.3	9.3	9.3	9.3	10.6	10.6	10.5	10.6	12.0	11.9	11.9	12.0	13.5	13.5	13.5	13.6	15.3	15.3	15.3	15.4	
Hi PR	239	240	242	246.1	277	278	279	283.4	316	317	318	322.5	358	359	361	364.7	403	404	406	410.1	452	453	454	458.5	
Lo PR	121	123	126	130.7	128	130	133	138.0	135	136	139	144.3	140	142	145	149.6	145	147	150	154.9	152	153	156	161.5	
85	M/Bh	41.6	42.5	43.7	45.6	41.6	42.1	43.4	45.2	40.5	41.1	42.3	44.2	38.7	39.2	40.5	42.3	36.4	37.0	38.2	40.1	34.4	35.0	36.2	38.0
	S/T	1.00	0.88	0.75	0.6	1.00	0.89	0.75	0.6	1.00	0.92	0.78	0.6	1.00	0.94	0.80	0.7	1.00	1.00	0.82	0.7	1.00	1.00	0.87	0.7
	ΔT	25	24	20	17	25	24	20	17	26	24	21	17	25	24	20	17	25	23	20	17	26	24	21	18
	kW	2.41	2.40	2.40	2.4	2.66	2.65	2.65	2.7	2.93	2.93	2.93	2.9	3.24	3.24	3.23	3.2	3.57	3.57	3.57	3.6	3.97	3.97	3.97	4.0
	Amps	8.2	8.2	8.2	8.2	9.3	9.3	9.3	9.4	10.6	10.6	10.6	10.7	12.0	12.0	12.0	12.0	13.5	13.5	13.5	13.6	15.3	15.3	15.3	15.4
	Hi PR	241	242	243	247.5	278	279	281	284.9	317	318	320	324.0	359	360	362	366.1	405	406	407	411.5	453	454	456	460.0
	Lo PR	123	124	127	132.1	130	131	134	139.4	136	138	141	145.7	141	143	146	151.1	147	148	151	156.3	153	155	158	162.9
	M/Bh	41.6	42.2	43.4	45.2	41.2	41.8	43.0	44.9	40.2	40.7	42.0	43.8	38.3	38.9	40.1	42.0	36.1	36.7	37.9	39.8	34.1	34.6	35.9	37.7
	S/T	1.00	0.90	0.76	0.6	1.00	0.90	0.76	0.6	1.00	1.00	0.79	0.6	1.00	1.00	0.81	0.7	1.00	1.00	0.83	0.7	1.00	1.00	0.88	0.7
	ΔT	31	29	26	22	31	29	26	22	31	29	26	22	31	29	26	22	30	29	25	22	32	30	26	23
kW	2.39	2.39	2.38	2.4	2.64	2.64	2.63	2.7	2.92	2.92	2.91	2.9	3.22	3.22	3.21	3.2	3.56	3.56	3.55	3.6	3.95	3.95	3.95	4.0	
Amps	8.1	8.1	8.1	8.2	9.2	9.2	9.2	9.3	10.5	10.5	10.5	10.6	11.9	11.9	11.9	12.0	13.5	13.4	13.4	13.5	15.3	15.3	15.2	15.3	
Hi PR	238	239	241	245.1	276	277	278	282.5	315	316	317	321.6	357	358	360	363.7	402	403	405	409.1	451	452	453	457.6	
Lo PR	121	123	126	130.7	128	130	133	137.9	135	136	139	144.3	140	142	145	149.6	145	147	150	154.9	152	153	156	161.5	
M/Bh	42.2	42.7	43.9	45.8	41.8	42.4	43.6	45.4	40.7	41.3	42.5	44.4	38.9	39.5	40.7	42.5	36.7	37.2	38.5	40.3	34.6	35.2	36.4	38.3	
S/T	1.00	0.96	0.82	0.7	1.00	0.97	0.83	0.7	1.00	1.00	0.85	0.7	1.00	1.00	0.87	0.7	1.00	1.00	0.90	0.8	1.00	1.00	0.95	0.8	
ΔT	30	28	25	21	30	28	24	21	30	28	25	21	30	28	24	21	29	28	24	21	30	29	25	22	
kW	2.40	2.40	2.40	2.41	2.65	2.65	2.65	2.66	2.93	2.93	2.93	2.94	3.23	3.23	3.23	3.25	3.57	3.57	3.57	3.58	3.97	3.97	3.96	3.98	
Amps	8.2	8.2	8.1	8.2	9.3	9.3	9.3	9.4	10.6	10.6	10.6	10.6	12.0	12.0	11.9	12.0	13.5	13.5	13.5	13.6	15.3	15.3	15.3	15.4	
Hi PR	240	241	243	247.2	278	279	280	284.5	317	318	320	323.6	359	360	362	365.8	404	405	407	411.2	453	454	456	459.6	
Lo PR	123	124	127	132.5	130	132	135	139.7	137	138	141	146.1	142	143	146	151.4	147	149	152	156.7	154	155	158	163.3	
M/Bh	42.6	43.2	44.4	46.3	42.3	42.8	44.0	45.9	41.2	41.8	43.0	44.8	39.4	39.9	41.2	43.0	37.1	37.7	38.9	40.8	35.1	35.7	36.9	38.7	
S/T	1.00	0.99	0.85	0.7	1.00	0.99	0.86	0.7	1.00	1.00	0.88	0.7	1.00	1.00	0.90	0.8	1.00	1.00	0.92	0.8	1.00	1.00	1.00	0.8	
ΔT	29	27	24	20	29	27	24	20	29	27	24	21	29	27	24	20	29	27	24	20	30	28	25	21	
kW	2.41	2.41	2.40	2.4	2.66	2.66	2.65	2.7	2.94	2.94	2.93	3.0	3.24	3.24	3.24	3.3	3.58	3.58	3.57	3.6	3.98	3.97	3.97	4.0	
Amps	8.2	8.2	8.2	8.3	9.3	9.3	9.3	9.4	10.6	10.6	10.6	10.7	12.0	12.0	12.0	12.1	13.6	13.5	13.5	13.6	15.4	15.4	15.3	15.4	
Hi PR	242	243	245	248.6	279	280	282	286.0	318	319	321	325.1	360	361	363	367.2	406	407	409	412.6	454	455	457	461.1	
Lo PR	124	126	129	133.9	132	133	136	141.1	138	139	142	147.5	143	145	148	152.8	149	150	153	158.1	155	157	160	164.7	

IDB: Entering Indoor Dry Bulb Temperature
 High and low pressures are measured at the liquid and suction service valves.
 Shaded area reflects AHRI conditions
 kW = Total system power
 Amps = outdoor unit amps (comp. + fan)

IDB	AIRFLOW	OUTDOOR AMBIENT TEMPERATURE												115												
		65				75				85					95				105							
		59	63	67	71	59	63	67	71	59	63	67	71		59	63	67	71	59	63	67	71				
70	MIBh	46.7	47.3	48.7	-	46.2	46.9	48.3	-	45.0	45.7	47.1	-	43.0	43.6	45.0	-	40.4	41.1	42.4	-	38.1	38.7	40.1	-	
	S/T	0.63	0.56	0.42	-	0.64	0.56	0.43	-	0.66	0.59	0.45	-	0.68	0.61	0.47	-	1.00	0.63	0.49	-	1.00	0.68	0.54	-	
	ΔT	21	19	15	-	21	19	15	-	21	19	15	-	21	19	15	-	20	18	15	-	22	20	16	-	
	kW	2.68	2.68	2.68	-	2.98	2.97	2.97	-	3.31	3.30	3.30	-	3.66	3.66	3.65	-	4.06	4.05	4.05	-	4.52	4.52	4.52	-	
	Amps	9.3	9.3	9.3	-	10.7	10.7	10.6	-	12.2	12.2	12.2	-	13.8	13.8	13.8	-	15.6	15.6	15.6	-	17.8	17.7	17.7	-	
	Hi PR	241	242	244	-	279	280	282	-	319	320	322	-	362	363	365	-	408	409	411	-	457	458	460	-	
	Lo PR	120	120	121	124	-	127	128	131	-	133	135	138	-	138	140	143	-	144	145	148	-	150	152	155	-
	MIBh	46.9	47.6	48.9	-	46.5	47.1	48.5	-	45.3	45.9	47.3	-	43.2	43.9	45.2	-	40.7	41.3	42.7	-	38.3	39.0	40.4	-	
	S/T	0.65	0.57	0.44	-	0.66	0.58	0.45	-	0.68	0.61	0.47	-	0.70	0.62	0.49	-	1.00	0.65	0.51	-	1.00	0.70	0.56	-	
	ΔT	20	18	15	-	20	18	15	-	20	18	15	-	20	18	14	-	20	18	14	-	21	19	15	-	
kW	2.69	2.69	2.68	-	2.98	2.98	2.98	-	3.31	3.31	3.30	-	3.67	3.66	3.66	-	4.06	4.06	4.06	-	4.53	4.53	4.52	-		
Amps	9.4	9.4	9.3	-	10.7	10.7	10.7	-	12.2	12.2	12.2	-	13.8	13.8	13.8	-	15.7	15.6	15.6	-	17.8	17.8	17.7	-		
Hi PR	242	243	245	-	280	281	283	-	320	321	323	-	363	364	365	-	409	410	411	-	458	459	461	-		
Lo PR	120	120	122	125	-	128	129	132	-	134	135	138	-	139	141	144	-	144	146	149	-	151	152	155	-	
MIBh	47.4	48.0	49.4	-	46.9	47.6	49.0	-	45.7	46.4	47.8	-	43.7	44.3	45.7	-	41.1	41.8	43.2	-	38.8	39.5	40.8	-		
S/T	0.67	0.60	0.47	-	0.68	0.61	0.47	-	0.70	0.63	0.50	-	0.72	0.65	0.52	-	1.00	0.67	0.54	-	1.00	0.72	0.59	-		
ΔT	20	18	14	-	20	18	14	-	20	18	14	-	19	18	14	-	19	17	14	-	20	18	15	-		
kW	2.70	2.69	2.69	-	2.99	2.99	2.98	-	3.32	3.32	3.31	-	3.67	3.67	3.67	-	4.07	4.07	4.06	-	4.54	4.53	4.53	-		
Amps	9.4	9.4	9.4	-	10.7	10.7	10.7	-	12.2	12.2	12.2	-	13.9	13.9	13.8	-	15.7	15.7	15.7	-	17.8	17.8	17.8	-		
Hi PR	244	245	246	-	281	282	284	-	321	322	324	-	364	365	367	-	410	411	413	-	459	460	462	-		
Lo PR	122	123	126	-	129	130	133	-	135	137	140	-	140	142	145	-	146	147	150	-	152	154	157	-		
75	MIBh	46.7	47.3	48.7	50.8	46.3	46.9	48.3	50.4	45.1	45.7	47.1	49.2	43.0	43.6	45.0	47.1	40.4	41.1	42.5	44.6	38.1	38.8	40.2	42.3	
	S/T	0.76	0.68	0.55	0.4	0.76	0.69	0.56	0.4	1.00	0.71	0.58	0.4	1.00	0.73	0.60	0.5	1.00	0.75	0.62	0.5	1.00	0.80	0.67	0.5	
	ΔT	25	23	19	16	25	23	19	15	25	23	20	16	25	23	19	15	25	23	19	15	26	24	20	16	
	kW	2.68	2.68	2.67	2.7	2.98	2.97	2.97	3.0	3.30	3.30	3.30	3.3	3.66	3.66	3.65	3.7	4.06	4.05	4.05	4.1	4.52	4.52	4.51	4.5	
	Amps	9.3	9.3	9.3	9.4	10.7	10.7	10.6	10.7	12.2	12.2	12.2	12.2	13.8	13.8	13.8	13.9	15.6	15.6	15.6	15.7	17.7	17.7	17.7	17.8	
	Hi PR	242	243	244	248.6	280	281	282	286.5	319	320	322	326.2	362	363	365	368.9	408	409	411	415.0	457	458	460	464.2	
	Lo PR	120	121	124	129.2	127	128	131	136.4	133	135	138	142.7	139	140	143	148.0	144	145	148	153.3	150	152	155	159.9	
	MIBh	46.9	47.6	49.0	51.1	46.5	47.2	48.5	50.7	45.3	46.0	47.3	49.5	43.2	43.9	45.3	47.4	40.7	41.3	42.7	44.8	38.4	39.0	40.4	42.5	
	S/T	0.77	0.70	0.57	0.4	0.78	0.71	0.57	0.4	1.00	0.73	0.60	0.5	1.00	0.75	0.62	0.5	1.00	0.77	0.64	0.5	1.00	0.82	0.69	0.6	
	ΔT	25	23	19	15	25	23	19	15	25	23	19	15	25	23	19	15	24	22	19	15	25	24	20	16	
kW	2.69	2.68	2.68	2.70	2.98	2.98	2.97	3.00	3.31	3.31	3.30	3.32	3.66	3.66	3.66	3.68	4.06	4.06	4.05	4.08	4.53	4.52	4.52	4.54		
Amps	9.4	9.3	9.3	9.4	10.7	10.7	10.7	10.8	12.2	12.2	12.2	12.3	13.8	13.8	13.8	13.9	15.6	15.6	15.6	15.7	17.8	17.8	17.7	17.8		
Hi PR	242	243	245	249.4	280	281	283	287.3	320	321	323	327.0	363	364	366	369.7	409	410	412	415.8	458	459	461	465.0		
Lo PR	120	122	125	129.9	128	129	132	137.1	134	135	138	143.4	139	141	144	148.7	144	146	149	154.0	151	152	155	160.5		
MIBh	47.4	48.0	49.4	51.5	47.0	47.6	49.0	51.1	45.8	46.4	47.8	49.9	43.7	44.3	45.7	47.8	41.1	41.8	43.2	45.3	38.8	39.5	40.9	43.0		
S/T	0.80	0.73	0.59	0.5	0.81	0.73	0.60	0.5	1.00	0.76	0.62	0.5	1.00	0.77	0.64	0.5	1.00	0.80	0.66	0.5	1.00	0.85	0.71	0.6		
ΔT	24	22	18	14	24	22	18	14	24	22	18	15	24	22	18	14	24	22	18	14	25	23	19	15		
kW	2.70	2.69	2.69	2.7	2.99	2.99	2.98	3.0	3.32	3.32	3.31	3.3	3.67	3.67	3.67	3.7	4.07	4.07	4.06	4.1	4.54	4.53	4.53	4.6		
Amps	9.4	9.4	9.4	9.5	10.7	10.7	10.7	10.8	12.2	12.2	12.2	12.3	13.9	13.9	13.8	13.9	15.7	15.7	15.6	15.8	17.8	17.8	17.8	17.9		
Hi PR	244	245	246	250.7	282	283	284	288.6	321	322	324	328.3	364	365	367	371.0	410	411	413	417.1	459	460	462	466.3		
Lo PR	122	123	126	131.1	129	130	133	138.3	135	137	140	144.6	140	142	145	150.0	146	147	150	155.2	152	154	157	161.8		

IDB: Entering Indoor Dry Bulb Temperature
 High and low pressures are measured at the liquid and suction service valves.
 Shaded area reflects ACCA (TVA) conditions
 kW = Total system power
 Amps = outdoor unit amps (comp.+fan)

IDB	AIRFLOW	OUTDOOR AMBIENT TEMPERATURE												105												115											
		65						75						85						95						105						115					
		59	63	67	71	75	79	59	63	67	71	75	79	59	63	67	71	75	79	59	63	67	71	75	79	59	63	67	71	75	79	59	63	67	71	75	79
80	1390	MBh	46.9	47.6	49.0	51.1	46.5	47.2	48.5	50.7	45.3	46.0	47.3	49.4	43.2	43.9	45.3	47.4	40.7	41.3	42.7	44.8	38.4	39.0	40.4	42.5											
		S/T	0.88	0.80	0.67	0.5	1.00	0.81	0.68	0.5	1.00	0.83	0.70	0.6	1.00	0.85	0.72	0.6	1.00	1.00	0.74	0.6	1.00	1.00	0.79	0.7											
		ΔT	29	27	24	20	29	27	24	20	30	28	24	20	29	27	24	20	29	27	23	20	30	28	25	21											
		kW	2.68	2.68	2.68	2.7	2.98	2.97	2.97	3.0	3.30	3.30	3.30	3.3	3.66	3.66	3.65	3.7	4.06	4.05	4.05	4.1	4.52	4.52	4.52	4.5											
		Amps	9.3	9.3	9.3	9.4	10.7	10.7	10.6	10.7	12.2	12.2	12.1	12.3	13.8	13.8	13.8	13.9	15.6	15.6	15.6	15.7	17.8	17.7	17.7	17.8											
		Hi PR	242	243	245	249.0	280	281	283	286.9	320	321	322	326.6	362	364	365	369.4	409	410	411	415.5	458	459	460	464.7											
	Lo PR	120	122	125	129.7	127	129	132	136.9	134	135	138	143.2	139	141	144	148.6	144	146	149	153.8	151	152	155	160.4												
	1460	MBh	47.2	47.8	49.2	51.3	46.8	47.4	48.8	50.9	45.5	46.2	47.6	49.7	43.5	44.1	45.5	47.6	40.9	41.6	43.0	45.1	38.6	39.3	40.6	42.8											
		S/T	0.90	0.82	0.69	0.6	1.00	0.83	0.70	0.6	1.00	0.85	0.72	0.6	1.00	0.87	0.74	0.6	1.00	1.00	0.76	0.6	1.00	1.00	0.81	0.7											
		ΔT	29	27	23	19	29	27	23	19	29	27	24	20	29	27	23	19	29	27	23	19	30	28	24	20											
		kW	2.69	2.69	2.68	2.70	2.98	2.98	2.97	3.00	3.31	3.31	3.30	3.33	3.67	3.66	3.66	3.66	4.06	4.06	4.06	4.08	4.53	4.53	4.52	4.54											
		Amps	9.4	9.3	9.3	9.4	10.7	10.7	10.7	10.8	12.2	12.2	12.2	12.3	13.8	13.8	13.8	13.9	15.6	15.6	15.6	15.7	17.8	17.8	17.7	17.8											
Hi PR		243	244	246	249.8	281	282	284	287.7	320	322	323	327.4	363	364	366	370.2	409	410	412	416.2	459	460	461	465.4												
Lo PR	121	122	125	130.4	128	130	133	137.6	134	136	139	143.9	140	141	144	149.3	145	146	149	154.5	152	153	156	161.1													
1580	MBh	47.6	48.3	49.7	51.8	47.2	47.9	49.3	51.4	46.0	46.7	48.0	50.2	43.9	44.6	46.0	48.1	41.4	42.0	43.4	45.5	39.1	39.7	41.1	43.2												
	S/T	0.92	0.85	0.72	0.6	1.00	0.85	0.72	0.6	1.00	0.88	0.75	0.6	1.00	0.90	0.76	0.6	1.00	1.00	0.79	0.6	1.00	1.00	0.84	0.7												
	ΔT	28	26	23	19	28	26	23	19	29	27	23	19	28	26	23	19	28	26	22	18	29	27	24	20												
	kW	2.70	2.69	2.69	2.7	2.99	2.99	2.98	3.0	3.32	3.32	3.31	3.33	3.67	3.67	3.67	3.7	4.07	4.07	4.06	4.1	4.54	4.53	4.53	4.6												
	Amps	9.4	9.4	9.4	9.5	10.7	10.7	10.7	10.8	12.2	12.2	12.2	12.3	13.9	13.9	13.8	13.9	15.7	15.7	15.7	15.8	17.8	17.8	17.8	17.9												
	Hi PR	244	245	247	251.1	282	283	285	289.0	322	323	325	328.7	365	366	367	371.5	411	412	413	417.5	460	461	463	466.7												
Lo PR	122	124	127	131.6	129	131	134	138.8	136	137	140	145.2	141	142	145	150.5	146	148	151	155.7	153	154	157	162.3													
85	1390	MBh	47.7	48.4	49.7	51.8	47.3	47.9	49.3	51.4	46.1	46.7	48.1	50.2	44.0	44.7	46.0	48.1	41.5	42.1	43.5	45.6	39.1	39.8	41.2	43.3											
		S/T	1.00	0.90	0.77	0.6	1.00	0.91	0.78	0.6	1.00	1.00	0.80	0.7	1.00	1.00	0.82	0.7	1.00	1.00	0.84	0.7	1.00	1.00	0.89	0.8											
		ΔT	33	31	28	24	33	31	28	24	34	32	28	24	33	31	28	24	33	31	27	23	34	32	29	25											
		kW	2.69	2.69	2.68	2.7	2.98	2.98	2.97	3.0	3.31	3.31	3.30	3.33	3.67	3.66	3.66	3.7	4.06	4.06	4.06	4.1	4.53	4.53	4.52	4.5											
		Amps	9.4	9.3	9.3	9.4	10.7	10.7	10.7	10.8	12.2	12.2	12.2	12.3	13.8	13.8	13.8	13.9	15.7	15.6	15.6	15.7	17.8	17.8	17.7	17.9											
		Hi PR	243	244	246	250.2	281	282	284	288.1	321	322	324	327.8	364	365	366	370.5	410	411	412	416.6	459	460	462	465.8											
	Lo PR	122	123	126	131.5	129	131	134	138.7	135	137	140	145.0	141	142	145	150.3	146	148	151	155.6	153	154	157	162.2												
	1460	MBh	47.9	48.6	50.0	52.1	47.5	48.2	49.6	51.7	46.3	47.0	48.4	50.5	44.2	44.9	46.3	48.4	41.7	42.4	43.7	45.9	39.4	40.0	41.4	43.5											
		S/T	1.00	0.92	0.79	0.7	1.00	0.93	0.80	0.7	1.00	1.00	0.82	0.7	1.00	1.00	0.84	0.7	1.00	1.00	0.86	0.7	1.00	1.00	0.91	0.8											
		ΔT	33	31	27	23	33	31	27	23	33	31	27	24	33	31	27	23	33	31	27	23	34	32	28	24											
		kW	2.69	2.69	2.69	2.71	2.99	2.99	2.98	3.00	3.32	3.31	3.31	3.33	3.67	3.67	3.66	3.69	4.07	4.07	4.06	4.08	4.53	4.53	4.53	4.55											
		Amps	9.4	9.4	9.4	9.5	10.7	10.7	10.7	10.8	12.2	12.2	12.2	12.3	13.9	13.8	13.8	13.9	15.7	15.7	15.6	15.7	17.8	17.8	17.8	17.9											
Hi PR		244	245	247	250.9	282	283	285	288.8	322	323	324	328.5	364	365	367	371.3	410	412	413	417.4	460	461	462	466.6												
Lo PR	123	124	127	132.2	130	131	134	139.4	136	138	141	145.7	142	143	146	151.0	147	148	151	156.3	153	155	158	162.8													
1580	MBh	48.4	49.1	50.4	52.6	48.0	48.7	50.0	52.1	46.8	47.4	48.8	50.9	44.7	45.4	46.7	48.9	42.2	42.8	44.2	46.3	39.8	40.5	41.9	44.0												
	S/T	1.00	0.95	0.81	0.7	1.00	0.95	0.82	0.7	1.00	1.00	0.84	0.7	1.00	1.00	0.86	0.7	1.00	1.00	0.88	0.7	1.00	1.00	1.00	0.8												
	ΔT	32	30	27	23	32	30	26	23	32	30	27	23	32	30	26	23	32	30	26	22	33	31	27	24												
	kW	2.70	2.70	2.69	2.7	3.00	2.99	2.99	3.0	3.32	3.32	3.32	3.33	3.68	3.68	3.67	3.7	4.08	4.07	4.07	4.1	4.54	4.54	4.53	4.6												
	Amps	9.4	9.4	9.4	9.5	10.8	10.8	10.7	10.8	12.3	12.3	12.2	12.3	13.9	13.9	13.9	14.0	15.7	15.7	15.7	15.8	17.8	17.8	17.8	17.9												
	Hi PR	245	246	248	252.2	283	284	286	290.1	323	324	326	329.8	366	367	368	372.6	412	413	414	418.7	461	462	464	467.9												
Lo PR	124	125	128	133.4	131	133	136	140.6	137	139	142	146.9	143	144	147	152.3	148	149	152	157.5	155	156	159	164.1													

IDB: Entering Indoor Dry Bulb Temperature
 High and low pressures are measured at the liquid and suction service valves.
 Shaded area reflects AHRI conditions
 kW = Total system power
 Amps = outdoor unit amps (comp.+fan)

IDB		OUTDOOR AMBIENT TEMPERATURE																																															
		65								75								85								95								105								115							
		AIRFLOW		59	63	67	71	59	63	67	71	ENTERING INDOOR WET BULB TEMPERATURE		59	63	67	71	ENTERING INDOOR WET BULB TEMPERATURE		59	63	67	71	ENTERING INDOOR WET BULB TEMPERATURE		59	63	67	71	ENTERING INDOOR WET BULB TEMPERATURE		59	63	67	71														
70	1460	M/Bh	56.7	57.5	59.2	-	56.2	57.0	58.7	-	54.7	55.5	57.2	-	52.2	53.0	54.7	-	49.1	49.9	51.6	-	46.3	47.1	48.8	-	49.1	49.9	51.6	-	46.3	47.1	48.8	-															
		S/T	0.61	0.54	0.41	-	0.61	0.54	0.42	-	0.63	0.56	0.44	-	0.65	0.58	0.46	-	0.67	0.60	0.48	-	0.72	0.65	0.53	-	0.67	0.60	0.48	-	0.72	0.65	0.53	-															
		ΔT	22	20	16	-	22	20	16	-	23	20	16	-	22	20	16	-	22	20	16	-	23	21	17	-	22	20	16	-	23	21	17	-															
		kW	3.37	3.37	3.36	-	3.76	3.76	3.75	-	4.20	4.20	4.19	-	4.68	4.67	4.67	-	5.21	5.20	5.20	-	5.83	5.82	5.82	-	5.21	5.20	5.20	-	5.83	5.82	5.82	-															
		Amps	12.5	12.5	12.4	-	14.3	14.3	14.2	-	16.3	16.3	16.2	-	18.5	18.4	18.4	-	20.9	20.9	20.8	-	23.7	23.7	23.7	-	20.9	20.9	20.8	-	23.7	23.7	23.7	-															
	1700	Hi PR	247	249	250	-	286	287	289	-	327	328	330	-	370	371	373	-	417	419	420	-	468	469	471	-	417	419	420	-	468	469	471	-															
		Lo PR	111	112	115	-	117	119	121	-	123	124	127	-	128	129	132	-	133	134	137	-	139	140	143	-	133	134	137	-	139	140	143	-															
		M/Bh	57.9	58.7	60.3	-	57.4	58.2	59.8	-	55.9	56.7	58.4	-	53.4	54.2	55.9	-	50.3	51.1	52.8	-	47.5	48.3	50.0	-	50.3	51.1	52.8	-	47.5	48.3	50.0	-															
		S/T	0.64	0.57	0.45	-	0.65	0.58	0.45	-	0.67	0.60	0.48	-	0.69	0.62	0.50	-	0.71	0.64	0.52	-	0.75	0.69	0.56	-	0.71	0.64	0.52	-	0.75	0.69	0.56	-															
		ΔT	21	19	15	-	21	19	15	-	21	19	15	-	21	19	15	-	20	18	14	-	22	20	16	-	20	18	14	-	22	20	16	-															
1930	kW	3.39	3.39	3.38	-	3.79	3.78	3.78	-	4.22	4.22	4.21	-	4.70	4.69	4.69	-	5.23	5.23	5.22	-	5.85	5.85	5.84	-	5.23	5.23	5.22	-	5.85	5.85	5.84	-																
	Amps	12.6	12.6	12.5	-	14.4	14.4	14.3	-	16.4	16.4	16.3	-	18.6	18.5	18.5	-	21.0	21.0	20.9	-	23.8	23.8	23.8	-	21.0	21.0	20.9	-	23.8	23.8	23.8	-																
	Hi PR	250	251	253	-	289	290	292	-	329	330	332	-	373	374	376	-	420	421	423	-	470	471	473	-	420	421	423	-	470	471	473	-																
	Lo PR	113	114	117	-	120	121	124	-	125	127	130	-	130	132	134	-	135	137	139	-	141	143	145	-	135	137	139	-	141	143	145	-																
	M/Bh	59.3	60.1	61.8	-	58.8	59.6	61.3	-	57.4	58.2	59.8	-	54.9	55.7	57.3	-	51.8	52.6	54.2	-	49.0	49.8	51.4	-	51.8	52.6	54.2	-	49.0	49.8	51.4	-																
75	1460	M/Bh	56.7	57.5	59.2	61.7	56.2	57.0	58.7	61.2	54.8	55.6	57.2	59.8	52.2	53.0	54.7	57.3	49.2	50.0	51.6	54.2	46.4	47.2	48.8	51.4	49.2	50.0	51.6	54.2	46.4	47.2	48.8	51.4															
		S/T	0.72	0.65	0.53	0.4	0.73	0.66	0.54	0.4	0.75	0.68	0.56	0.4	0.77	0.70	0.58	0.4	0.79	0.72	0.60	0.5	1.00	0.77	0.64	0.5	0.79	0.72	0.60	0.5	1.00	0.77	0.64	0.5															
		ΔT	27	25	21	17	27	25	21	17	27	25	21	17	27	25	21	17	27	25	21	17	28	26	22	18	27	25	21	17	28	26	22	18															
		kW	3.37	3.36	3.36	3.4	3.76	3.76	3.75	3.8	4.20	4.20	4.19	4.2	4.67	4.67	4.66	4.7	5.20	5.20	5.19	5.2	5.83	5.82	5.82	5.8	5.20	5.20	5.19	5.2	5.83	5.82	5.82	5.8															
		Amps	12.5	12.5	12.4	12.6	14.3	14.3	14.2	14.4	16.3	16.3	16.2	16.4	18.4	18.4	18.4	18.5	20.9	20.9	20.8	21.0	23.7	23.7	23.7	23.8	20.9	20.9	20.8	21.0	23.7	23.7	23.7	23.8															
	1700	Hi PR	248	249	250	254.7	286	287	289	293.4	327	328	330	334.0	371	372	373	377.7	418	419	420	424.8	468	469	471	475.0	418	419	420	424.8	468	469	471	475.0															
		Lo PR	111	112	115	119.4	117	119	121	126.0	123	124	127	131.9	128	129	132	136.8	133	134	137	141.6	139	140	143	147.6	133	134	137	141.6	139	140	143	147.6															
		M/Bh	57.9	58.7	60.4	62.9	57.4	58.2	59.9	62.4	56.0	56.7	58.4	61.0	53.4	54.2	55.9	58.5	50.4	51.2	52.8	55.4	47.6	48.4	50.0	52.6	50.4	51.2	52.8	55.4	47.6	48.4	50.0	52.6															
		S/T	0.76	0.69	0.57	0.4	0.76	0.70	0.57	0.4	0.79	0.72	0.59	0.5	0.80	0.74	0.61	0.5	1.00	0.76	0.63	0.5	1.00	0.80	0.68	0.5	1.00	0.76	0.63	0.5	1.00	0.80	0.68	0.5															
		ΔT	26	23	19	15	26	23	19	15	26	24	20	15	26	23	19	15	25	23	19	15	27	24	20	16	25	23	19	15	27	24	20	16															
1930	kW	3.39	3.39	3.38	3.41	3.78	3.78	3.77	3.80	4.22	4.22	4.21	4.24	4.70	4.69	4.69	4.72	5.23	5.22	5.22	5.25	5.85	5.84	5.84	5.87	5.23	5.22	5.22	5.25	5.85	5.84	5.84	5.87																
	Amps	12.6	12.6	12.5	12.7	14.4	14.4	14.3	14.5	16.4	16.4	16.3	16.5	18.5	18.5	18.5	18.6	21.0	21.0	20.9	21.1	23.8	23.8	23.8	23.9	21.0	21.0	20.9	21.1	23.8	23.8	23.8	23.9																
	Hi PR	250	251	253	257.4	289	290	292	296.1	330	331	332	336.7	373	374	376	380.3	420	421	423	427.4	471	472	473	477.7	420	421	423	427.4	471	472	473	477.7																
	Lo PR	113	114	117	121.8	120	121	124	128.4	125	127	130	134.2	130	132	135	139.2	135	137	139	144.0	141	143	145	150.0	135	137	139	144.0	141	143	145	150.0																
	M/Bh	59.4	60.2	61.8	64.4	58.9	59.7	61.3	63.9	57.4	58.2	59.9	62.4	54.9	55.7	57.4	59.9	51.8	52.6	54.3	56.8	49.0	49.8	51.5	54.0	51.8	52.6	54.3	56.8	49.0	49.8	51.5	54.0																
1930	S/T	0.76	0.69	0.57	0.4	0.77	0.70	0.57	0.4	0.79	0.72	0.60	0.5	0.81	0.74	0.61	0.5	1.00	0.76	0.63	0.5	1.00	0.80	0.68	0.6	1.00	0.76	0.63	0.5	1.00	0.80	0.68	0.6																
	ΔT	24	22	18	14	24	22	18	14	25	23	18	14	24	22	18	14	24	22	18	14	25	23	19	15	24	22	18	14	25	23	19	15																
	kW	3.41	3.41	3.40	3.4	3.80	3.80	3.79	3.8	4.24	4.24	4.23	4.3	4.71	4.71	4.70	4.7	5.24	5.24	5.23	5.3	5.87	5.86	5.86	5.9	5.24	5.24	5.23	5.3	5.87	5.86	5.86	5.9																
	Amps	12.7	12.6	12.6	12.7	14.4	14.4	14.4	14.5	16.5	16.4	16.4	16.5	18.6	18.6	18.6	18.7	21.1	21.0	21.0	21.1	23.9	23.9	23.9	24.0	21.1	21.0	21.0	21.1	23.9	23.9	23.9	24.0																
	Hi PR	253	254	256	260.1	292	293	295	298.8	332	333	335	339.3	376	377	379	383.0	423	424	426	430.1	473	474	476	480.4	423	424	426	430.1	473	474	476	480.4																
Lo PR	116	117	120	124.5	122	124	127	131.1	128	130	132	137.0	133	134	137	141.9	138	139	142	146.7	144	145	148	152.7	138	139	142	146.7	144	145	148	152.7																	

IDB: Entering Indoor Dry Bulb Temperature
 High and low pressures are measured at the liquid and suction service valves.
 Shaded area reflects ACCA (TVA) conditions
 kW = Total system power
 Amps = outdoor unit amps (comp.+fan)

EXPANDED COOLING DATA — DX4SEA6010**/CA*T4961*4A* + EEP (CONT.)

IDB	AIRFLOW	OUTDOOR AMBIENT TEMPERATURE												IDB												
		65				75				85					95				105				115			
		59	63	67	71	59	63	67	71	59	63	67	71		59	63	67	71	59	63	67	71	59	63	67	71
80	MBh	57.0	57.8	59.5	62.0	56.5	57.3	59.0	61.5	55.1	55.8	57.5	60.1	52.5	53.3	55.0	57.6	49.5	50.3	51.9	54.5	46.7	47.5	49.1	51.7	
	S/T	0.84	0.77	0.64	0.5	0.84	0.77	0.65	0.5	1.00	0.80	0.67	0.5	1.00	0.81	0.69	0.6	1.00	0.83	0.71	0.6	1.00	0.88	0.76	0.6	
	ΔT	32	30	26	21	32	30	26	21	32	30	26	22	32	30	26	21	32	29	25	21	33	31	27	22	
	kW	3.37	3.37	3.36	3.4	3.76	3.76	3.75	3.8	4.20	4.20	4.19	4.2	4.68	4.67	4.67	4.7	5.21	5.20	5.20	5.2	5.83	5.82	5.82	5.8	
	Amps	12.5	12.5	12.4	12.6	14.3	14.3	14.2	14.4	16.3	16.3	16.2	16.4	18.5	18.4	18.4	18.5	20.9	20.9	20.8	21.0	23.7	23.7	23.7	23.8	
	Hi PR	248	249	251	255.2	287	288	290	293.9	327	328	330	334.5	371	372	374	378.1	418	419	421	425.2	468	469	471	475.5	
	Lo PR	111	112	115	119.9	118	119	122	126.5	124	125	128	132.3	128	130	133	137.3	133	135	137	142.1	139	141	143	148.1	
	MBh	58.2	59.0	60.7	63.2	57.7	58.5	60.2	62.7	56.2	57.0	58.7	61.3	53.7	54.5	56.2	58.7	50.7	51.5	53.1	55.7	47.9	48.6	50.3	52.9	
	S/T	0.87	0.80	0.68	0.6	0.88	0.81	0.69	0.6	1.00	0.83	0.71	0.6	1.00	0.85	0.73	0.6	1.00	0.87	0.75	0.6	1.00	0.92	0.79	0.7	
	ΔT	30	28	24	20	30	28	24	20	31	29	24	20	30	28	24	20	30	28	24	20	31	29	25	21	
kW	3.39	3.39	3.38	3.41	3.78	3.78	3.77	3.80	4.22	4.22	4.21	4.24	4.70	4.69	4.69	4.72	5.23	5.22	5.22	5.25	5.85	5.85	5.84	5.87		
Amps	12.6	12.6	12.5	12.7	14.4	14.4	14.3	14.5	16.4	16.4	16.3	16.5	18.6	18.5	18.5	18.6	21.0	21.0	20.9	21.1	23.8	23.8	23.8	23.9		
Hi PR	251	252	254	257.8	289	291	292	296.6	330	331	333	337.1	374	375	377	380.8	421	422	424	427.9	471	472	474	478.1		
Lo PR	114	115	118	122.3	120	121	124	128.9	126	127	130	134.7	131	132	135	139.6	136	137	140	144.5	142	143	146	150.5		
1930	MBh	59.7	60.4	62.1	64.7	59.2	59.9	61.6	64.2	57.7	58.5	60.2	62.7	55.2	56.0	57.6	60.2	52.1	52.9	54.6	57.1	49.3	50.1	51.8	54.3	
	S/T	0.87	0.81	0.68	0.6	1.00	0.81	0.69	0.6	1.00	0.83	0.71	0.6	1.00	0.85	0.73	0.6	1.00	0.87	0.75	0.6	1.00	1.00	0.80	0.7	
	ΔT	29	27	23	19	29	27	23	19	30	27	23	19	29	27	23	19	29	27	23	18	30	28	24	20	
	kW	3.41	3.41	3.40	3.4	3.80	3.80	3.79	3.8	4.24	4.24	4.23	4.3	4.72	4.71	4.71	4.7	5.25	5.24	5.24	5.3	5.87	5.86	5.86	5.9	
	Amps	12.7	12.6	12.6	12.8	14.5	14.4	14.4	14.6	16.5	16.5	16.4	16.6	18.6	18.6	18.6	18.7	21.1	21.0	21.0	21.2	23.9	23.9	23.9	24.0	
	Hi PR	253	255	256	260.5	292	293	295	299.2	333	334	336	339.8	376	377	379	383.5	423	425	426	430.6	474	475	477	480.8	
	Lo PR	116	118	120	125.0	123	124	127	131.6	129	130	133	137.4	134	135	138	142.3	138	140	143	147.2	144	146	149	153.2	
	1460	MBh	58.0	58.7	60.4	63.0	57.5	58.2	59.9	62.5	56.0	56.8	58.5	61.0	53.5	54.3	55.9	58.5	50.4	51.2	52.9	55.4	47.6	48.4	50.1	52.6
		S/T	1.00	0.86	0.74	0.6	1.00	0.87	0.74	0.6	1.00	0.89	0.76	0.6	1.00	0.91	0.78	0.7	1.00	1.00	0.80	0.7	1.00	1.00	0.85	0.7
		ΔT	36	34	30	26	36	34	30	26	36	34	30	26	36	34	30	26	36	34	30	25	37	35	31	27
kW		3.38	3.37	3.37	3.4	3.77	3.77	3.76	3.8	4.21	4.21	4.20	4.2	4.68	4.68	4.67	4.7	5.21	5.21	5.20	5.2	5.84	5.83	5.83	5.9	
Amps		12.5	12.5	12.5	12.6	14.3	14.3	14.3	14.4	16.3	16.3	16.3	16.4	18.5	18.5	18.4	18.6	20.9	20.9	20.9	21.0	23.8	23.7	23.7	23.9	
Hi PR		249	250	252	256.3	288	289	291	295.0	329	330	331	335.6	372	373	375	379.3	419	420	422	426.4	470	471	472	476.6	
Lo PR		113	114	117	121.5	119	121	124	128.2	125	127	129	134.0	130	131	134	138.9	135	136	139	143.7	141	142	145	149.7	
1700		MBh	59.2	59.9	61.6	64.2	58.7	59.4	61.1	63.7	57.2	58.0	59.7	62.2	54.7	55.5	57.1	59.7	51.6	52.4	54.1	56.6	48.8	49.6	51.3	53.8
		S/T	1.00	0.90	0.77	0.6	1.00	0.90	0.78	0.6	1.00	0.92	0.80	0.7	1.00	0.94	0.82	0.7	1.00	1.00	0.84	0.7	1.00	1.00	0.89	0.8
		ΔT	35	33	29	24	35	33	28	24	35	33	29	25	35	32	28	24	34	32	28	24	36	34	29	25
	kW	3.40	3.40	3.39	3.42	3.79	3.79	3.78	3.81	4.23	4.23	4.22	4.25	4.71	4.70	4.70	4.73	5.24	5.23	5.23	5.26	5.86	5.85	5.85	5.88	
	Amps	12.6	12.6	12.6	12.7	14.4	14.4	14.4	14.5	16.4	16.4	16.4	16.5	18.6	18.6	18.5	18.7	21.0	21.0	21.0	21.1	23.9	23.8	23.8	24.0	
	Hi PR	252	253	255	259.0	291	292	293	297.7	331	332	334	338.3	375	376	378	381.9	422	423	425	429.0	472	473	475	479.3	
	Lo PR	115	116	119	123.9	122	123	126	130.5	128	129	132	136.4	133	134	137	141.3	137	139	141	146.1	143	145	147	152.1	
	1930	MBh	60.6	61.4	63.1	65.6	60.1	60.9	62.6	65.1	58.6	59.4	61.1	63.7	56.1	56.9	58.6	61.1	53.1	53.8	55.5	58.1	50.2	51.0	52.7	55.3
		S/T	1.00	0.90	0.77	0.6	1.00	0.90	0.78	0.7	1.00	0.93	0.80	0.7	1.00	1.00	0.82	0.7	1.00	1.00	0.84	0.7	1.00	1.00	0.89	0.8
		ΔT	34	31	27	23	34	31	27	23	34	32	28	23	33	31	27	23	33	31	27	23	35	32	28	24
kW		3.42	3.41	3.41	3.4	3.81	3.81	3.80	3.8	4.25	4.25	4.24	4.3	4.72	4.72	4.71	4.7	5.25	5.25	5.24	5.3	5.88	5.87	5.87	5.9	
Amps		12.7	12.7	12.7	12.8	14.5	14.5	14.4	14.6	16.5	16.5	16.5	16.6	18.7	18.7	18.6	18.8	21.1	21.1	21.1	21.2	23.9	23.9	23.9	24.0	
Hi PR		255	256	257	261.7	293	294	296	300.4	334	335	337	341.0	378	379	380	384.6	425	426	427	431.7	475	476	478	482.0	
Lo PR		118	119	122	126.6	124	126	129	133.3	130	132	134	139.1	135	137	139	144.0	140	141	144	148.8	146	147	150	154.8	

Shaded area reflects AHRI conditions

kW = Total system power
Amps = outdoor unit amps (comp. + fan)

IDB: Entering Indoor Dry Bulb Temperature
High and low pressures are measured at the liquid and suction service valves.

PERFORMANCE DATA

DX4SEA1810**/CA*TA1818*4A*				
CONDITIONS: 80 °F IBD, 67 °F IWB @ 600 CFM				
OUTDOOR TEM. ° F.	TOTAL BTU/H	SENSIBLE BTU/H	LATENT BTU/H	TOTAL WATTS
75	18,850	13,250	5,600	1,190
80	18,650	13,350	5,300	1,260
85	18,400	13,400	5,000	1,320
90	18,000	13,300	4,700	1,390
95	17,600	13,150	4,450	1,450
100	17,150	12,950	4,200	1,530
105	16,650	12,750	3,900	1,610
110	16,200	12,800	3,400	1,700
115	15,750	12,850	2,900	1,790
TVA CONDITIONS @ 95° OD DB, 75° ID DB 63° ID WB				
95°	17,000	12,850	4,150	1,460

DX4SEA2410**/CA*TA2422*4A*				
CONDITIONS: 80 °F IBD, 67 °F IWB @ 795 CFM				
OUTDOOR TEM. ° F.	TOTAL BTU/H	SENSIBLE BTU/H	LATENT BTU/H	TOTAL WATTS
75	25,300	17,150	8,150	1,580
80	25,000	17,250	7,750	1,670
85	24,700	17,300	7,400	1,750
90	24,150	17,150	7,000	1,840
95	23,600	17,000	6,600	1,930
100	22,950	16,750	6,200	2,030
105	22,300	16,500	5,800	2,130
110	21,700	16,600	5,100	2,250
115	21,100	16,650	4,450	2,370
TVA CONDITIONS @ 95° OD DB, 75° ID DB 63° ID WB				
95°	22,750	16,600	6,150	1,930

DX4SEA3010**/CA*TA3022*4A*				
CONDITIONS: 80 °F IBD, 67 °F IWB @ 1000 CFM				
OUTDOOR TEM. ° F.	TOTAL BTU/H	SENSIBLE BTU/H	LATENT BTU/H	TOTAL WATTS
75	30,450	21,200	9,250	1,870
80	30,100	21,300	8,800	1,970
85	29,700	21,400	8,300	2,070
90	29,050	21,200	7,850	2,180
95	28,400	21,000	7,400	2,280
100	27,600	20,750	6,850	2,400
105	26,800	20,450	6,350	2,510
110	26,100	20,550	5,550	2,650
115	25,350	20,600	4,750	2,790
TVA CONDITIONS @ 95° OD DB, 75° ID DB 63° ID WB				
95°	27,400	20,550	6,850	2,280

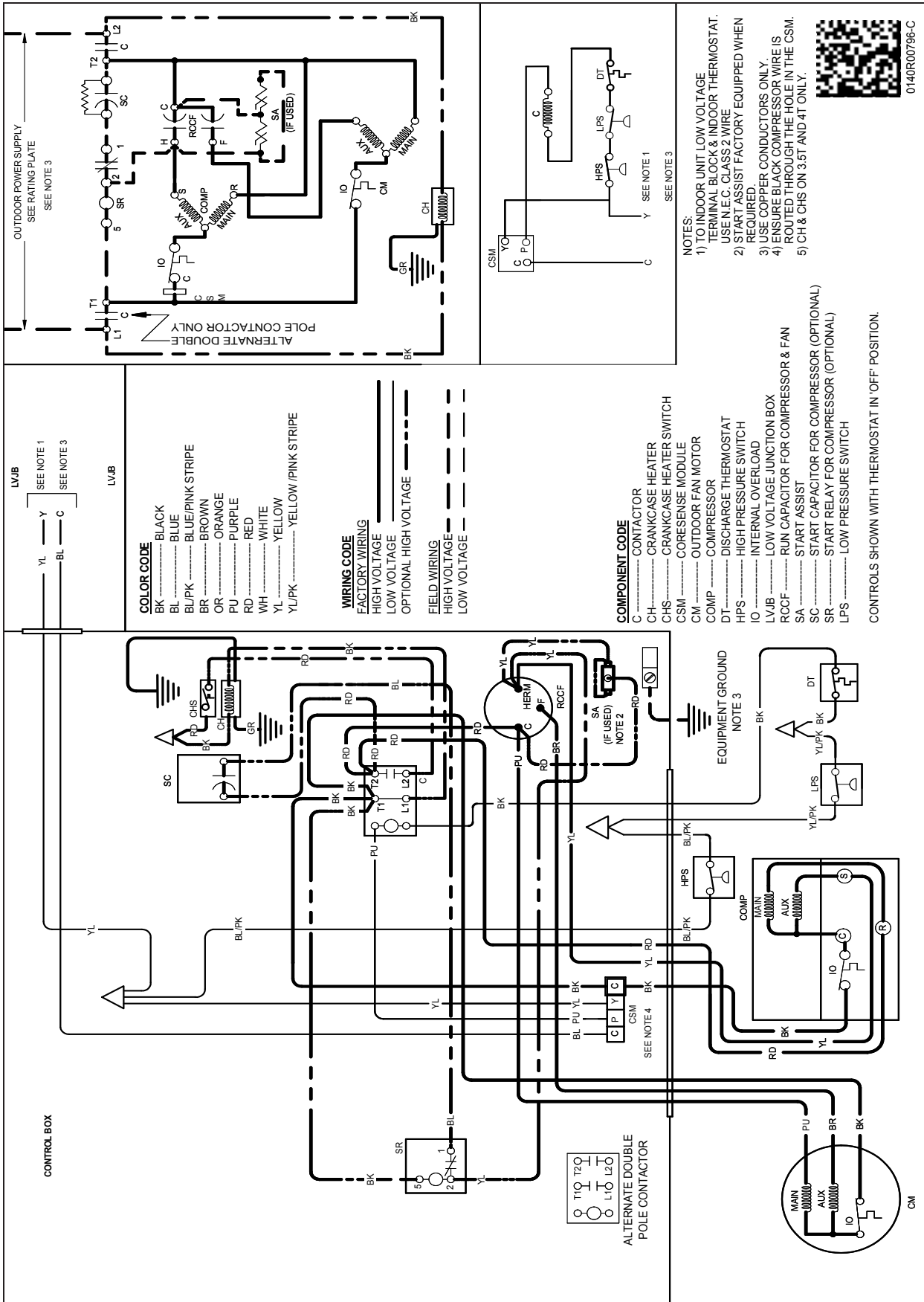
DX4SEA3610**/CA*TA3626*4A*				
CONDITIONS: 80 °F IBD, 67 °F IWB @ 1145 CFM				
OUTDOOR TEM. ° F.	TOTAL BTU/H	SENSIBLE BTU/H	LATENT BTU/H	TOTAL WATTS
75	36,650	25,900	10,750	2,280
80	36,200	26,050	10,150	2,410
85	35,750	26,150	9,600	2,530
90	35,000	25,900	9,100	2,660
95	34,200	25,650	8,550	2,790
100	33,250	25,300	7,950	2,940
105	32,300	24,950	7,350	3,090
110	31,450	25,050	6,400	3,270
115	30,550	25,150	5,400	3,450
TVA Conditions @ 95° OD DB, 75° ID DB 63° ID WB				
95°	33,000	25,050	7,950	2,800

DX4SEA4210**/CA*TA4230*4A*				
CONDITIONS: 80 °F IBD, 67 °F IWB @ 1400 CFM				
OUTDOOR TEM. ° F.	TOTAL BTU/H	SENSIBLE BTU/H	LATENT BTU/H	TOTAL WATTS
75	42,900	31,100	11,800	2,640
80	42,400	31,250	11,150	2,780
85	41,850	31,400	10,450	2,920
90	40,950	31,100	9,850	3,070
95	40,000	30,800	9,200	3,220
100	38,900	30,400	8,500	3,390
105	37,750	29,950	7,800	3,560
110	36,750	30,100	6,650	3,760
115	35,750	30,200	5,550	3,960
TVA Conditions @ 95° OD DB, 75° ID DB 63° ID WB				
95°	38,550	30,100	8,450	3,230

DX4SEA4810**/CA*T4961*4A*				
CONDITIONS: 80 °F IBD, 67 °F IWB @ 1450 CFM				
OUTDOOR TEM. ° F.	TOTAL BTU/H	SENSIBLE BTU/H	LATENT BTU/H	TOTAL WATTS
75	48,750	33,850	14,900	2,970
80	48,150	34,000	14,150	3,140
85	47,550	34,150	13,400	3,300
90	46,500	33,850	12,650	3,480
95	45,450	33,550	11,900	3,660
100	44,200	33,100	11,100	3,860
105	42,900	32,600	10,300	4,050
110	41,750	32,750	9,000	4,290
115	40,600	32,850	7,750	4,520
TVA Conditions @ 95° OD DB, 75° ID DB 63° ID WB				
95°	43,850	32,800	11,050	3,660

DX4SEA6010**/CA*T4961*4A*				
CONDITIONS: 80 °F IBD, 67 °F IWB @ 1700 CFM				
OUTDOOR TEM. ° F.	TOTAL BTU/H	SENSIBLE BTU/H	LATENT BTU/H	TOTAL WATTS
75	60,150	41,250	18,900	3,770
80	59,450	41,450	18,000	3,990
85	58,700	41,600	17,100	4,210
90	57,450	41,200	16,250	4,450
95	56,200	40,800	15,400	4,690
100	54,650	40,250	14,400	4,960
105	53,100	39,650	13,450	5,220
110	51,700	39,800	11,900	5,530
115	50,300	39,900	10,400	5,840
TVA Conditions @ 95° OD DB, 75° ID DB 63° ID WB				
95°	54,250	39,900	14,350	4,690

***ALL AHRI SYSTEM RATINGS ARE ACCESSIBLE IN THE UNITARY MATCHUP TOOL VIA
DAIKIN CITY OR IN THE DAIKIN SYSTEM CONFIGURATOR TOOL VIA PARTNERLINK.***



Wiring is subject to change. Always refer to the wiring diagram on the unit for the most up-to-date wiring.



WARNING

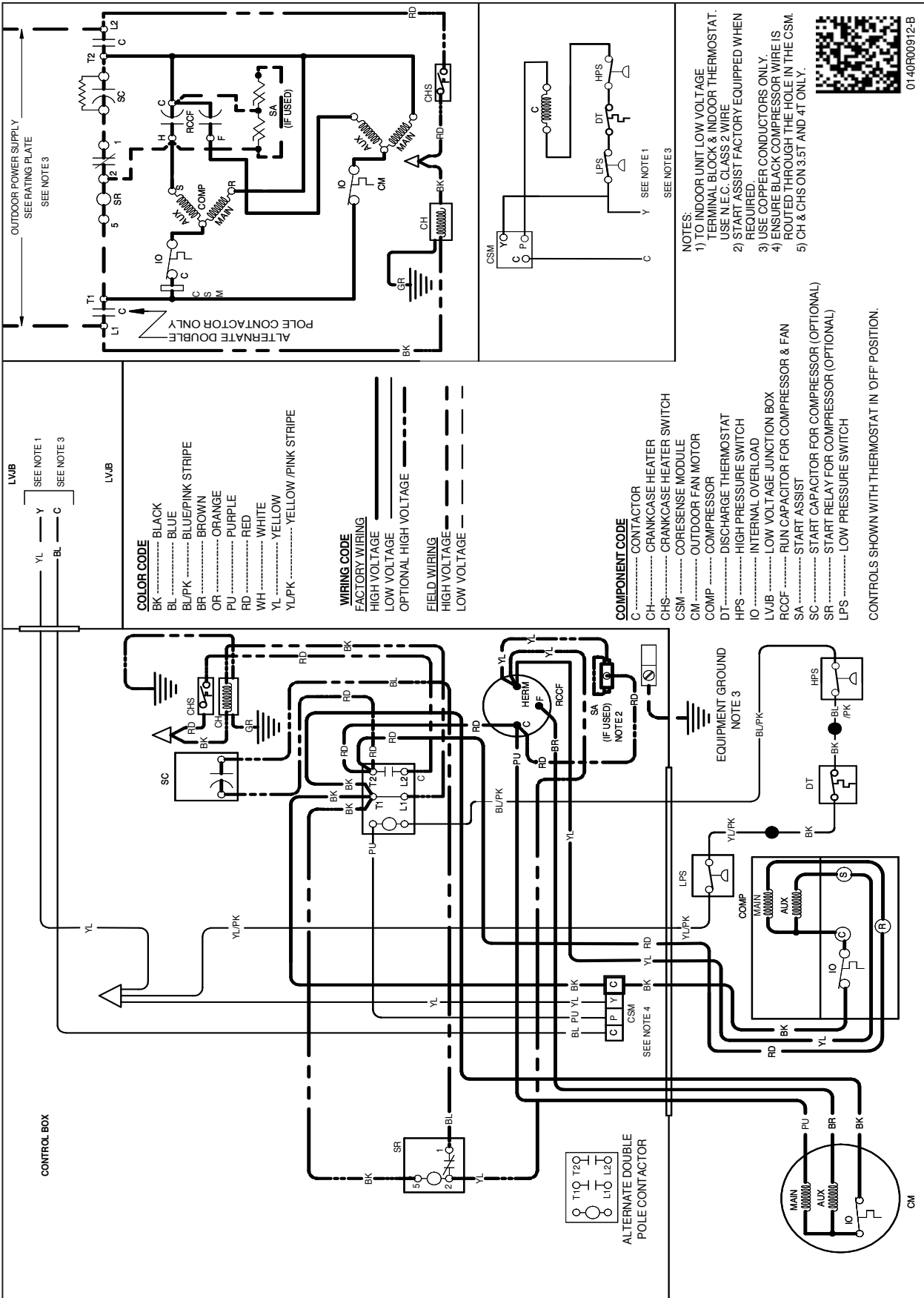
High Voltage: Disconnect all power before servicing or installing this unit. Multiple power sources may be present. Failure to do so may cause property damage, personal injury, or death.

NOTES:

- 1) TO INDOOR UNIT LOW VOLTAGE TERMINAL BLOCK & INDOOR THERMOSTAT. USE N.E.C. CLASS 2 WIRE
- 2) START ASSIST FACTORY EQUIPPED WHEN REQUIRED.
- 3) USE COPPER CONDUCTORS ONLY
- 4) ENSURE BLACK COMPRESSOR WIRE IS ROUTED THROUGH THE HOLE IN THE CSM.
- 5) CH & CHS ON 3.5T AND 4T ONLY.



0140R00796-C



Wiring is subject to change. Always refer to the wiring diagram on the unit for the most up-to-date wiring.

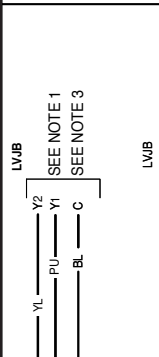
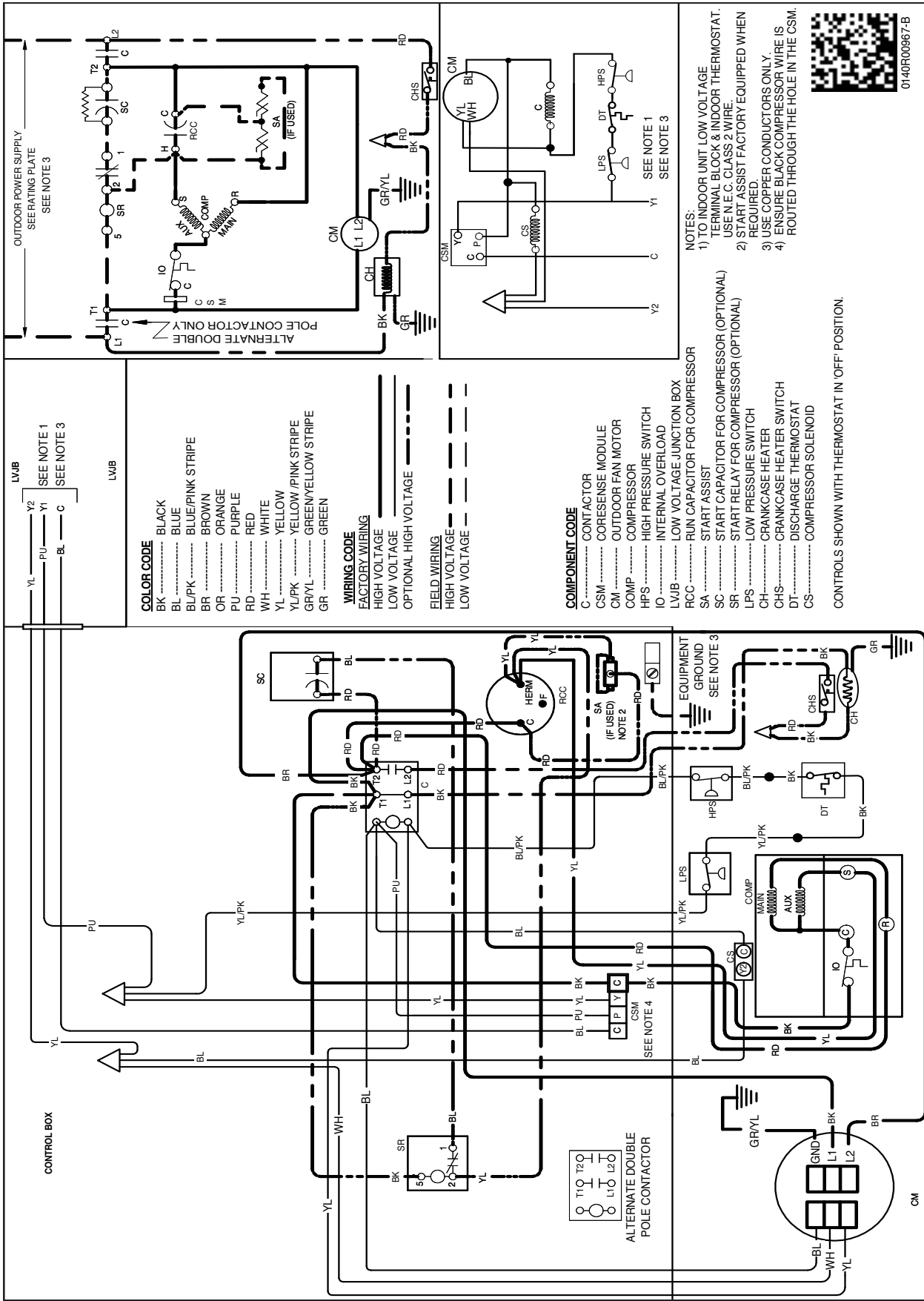


WARNING

High Voltage: Disconnect all power before servicing or installing this unit. Multiple power sources may be present. Failure to do so may cause property damage, personal injury, or death.



01-40R00912-B



- COLOR CODE**
- BK BLACK
 - BL BLUE
 - BL/PK BLUE/PINK STRIPE
 - BR BROWN
 - OR ORANGE
 - PU PURPLE
 - RD RED
 - WH WHITE
 - YL YELLOW
 - YL/PK YELLOW /PINK STRIPE
 - GR/YL GREEN/YELLOW STRIPE
 - GR GREEN
- WIRING CODE**
- FACTORY WIRING
- HIGH VOLTAGE
- LOW VOLTAGE
- OPTIONAL HIGH VOLTAGE
- FIELD WIRING
- HIGH VOLTAGE
- LOW VOLTAGE

COMPONENT CODE

- C CONTACTOR
- CSM CORESENSE MODULE
- CM OUTDOOR FAN MOTOR
- COMP COMPRESSOR
- HPS HIGH PRESSURE SWITCH
- IO INTERNAL OVERLOAD
- LVJB LOW VOLTAGE JUNCTION BOX
- RCC RUN CAPACITOR FOR COMPRESSOR
- SA START ASSIST
- SC START CAPACITOR FOR COMPRESSOR (OPTIONAL)
- SR START RELAY FOR COMPRESSOR (OPTIONAL)
- LPS LOW PRESSURE SWITCH
- CH CRANKCASE HEATER
- CHS CRANKCASE HEATER SWITCH
- DT DISCHARGE THERMOSTAT
- CS COMPRESSOR SOLENOID

CONTROLS SHOWN WITH THERMOSTAT IN 'OFF' POSITION.

NOTES:

- 1) TO INDOOR UNIT LOW VOLTAGE TERMINAL BLOCK & INDOOR THERMOSTAT. USE N/C CLASS 2 WIRE.
- 2) START ASSIST FACTORY EQUIPPED WHEN REQUIRED.
- 3) USE COPPER CONDUCTORS ONLY.
- 4) ENSURE BLACK COMPRESSOR WIRE IS ROUTED THROUGH THE HOLE IN THE CSM.



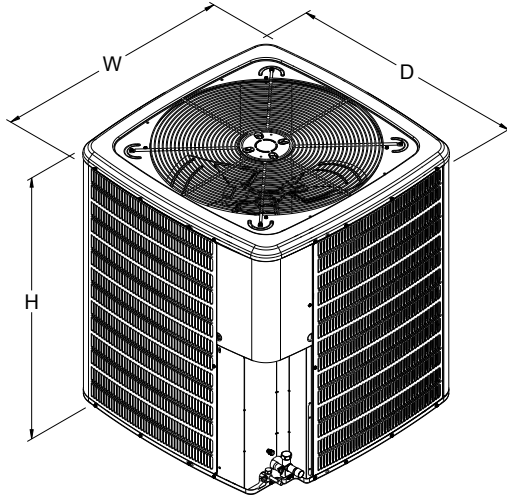
Wiring is subject to change. Always refer to the wiring diagram on the unit for the most up-to-date wiring.



WARNING

High Voltage: Disconnect all power before servicing or installing this unit. Multiple power sources may be present. Failure to do so may cause property damage, personal injury, or death.

DIMENSIONS



MODEL	DIMENSIONS		
	W"	D"	H"
DX4SEA1810A*	26	26	27
DX4SEA2410A*	29	29	32
DX4SEA3010A*	35½	35½	39½
DX4SEA3610A*	35½	35½	39½
DX4SEA4210A*	35½	35½	36½
DX4SEA4810A*	35½	35½	36½
DX4SEA6010A*	35½	35½	41½

ACCESSORIES

MODEL	DESCRIPTION	DX4SE A1810A*	DX4SE A2410A*	DX4SE A3010A*	DX4SE A3610A*	DX4SE A4210A*	DX4SE A4810A*	DX4SE A6010A*
ABK-20	Anchor Bracket Kit ^	X	X	X	X	X	X	X
ABK-21	Anchor Bracket Kit ^							
ASC-01	Anti-Short Cycle Kit	X	X	X	X	X	X	X
CSR-U-1	Hard-start Kit	X	X	X	X			
CSR-U-2	Hard-start Kit				X	X	X	X
CSR-U-3	Hard-start Kit						X	X
FSK01A ¹	Freeze Protection Kit	X	X	X	X	X	X	X
LSK02A ²	Liquid Line Solenoid Kit	X	X	X	X	X	X	X
LAKT01	Low-Ambient Kit	X	X	X	X	X	X	
0130R000005	Low-Pressure Switch Kit	X	X	X	X	X	X	X
TXV-FX-KX-2T ²	TXV Kit	X	X					
TXV-FX-KX-3T ²	TXV Kit			X	X			
TXV-FX-KX-5T ²	TXV Kit					X	X	X

⁰ Contains 20 brackets; four brackets needed to anchor unit to pad

¹ Installed on indoor coil

² Condensing units and heat pumps with reciprocating or rotary compressors require the use of start-assist components when used in conjunction with an indoor coil using a non-bleed thermal expansion valve refrigerant metering device or liquid line solenoid kit. The TXV should always be sized based on the tonnage of the outdoor unit.