


FIT¹

UP TO 18 SEER
1½ TO 5 TONS

DAIKIN FIT
HIGH-EFFICIENCY,
COMMUNICATING,
VARIABLE-SPEED, INVERTER DRIVE SIDE DISCHARGE
SPLIT SYSTEM AIR CONDITIONER

■ Contents

Nomenclature.....	2
Product Specifications.....	3
Expanded Cooling Data.....	4
DTA119A71 Expanded Cooling Data.....	18
Performance Data	
Standard Mode / Boost Mode.....	32
Sound Data.....	35
AHRI Ratings (see note).....	37
Wiring Diagram.....	38
Dimensions.....	39
Accessories.....	40



■ Standard Features

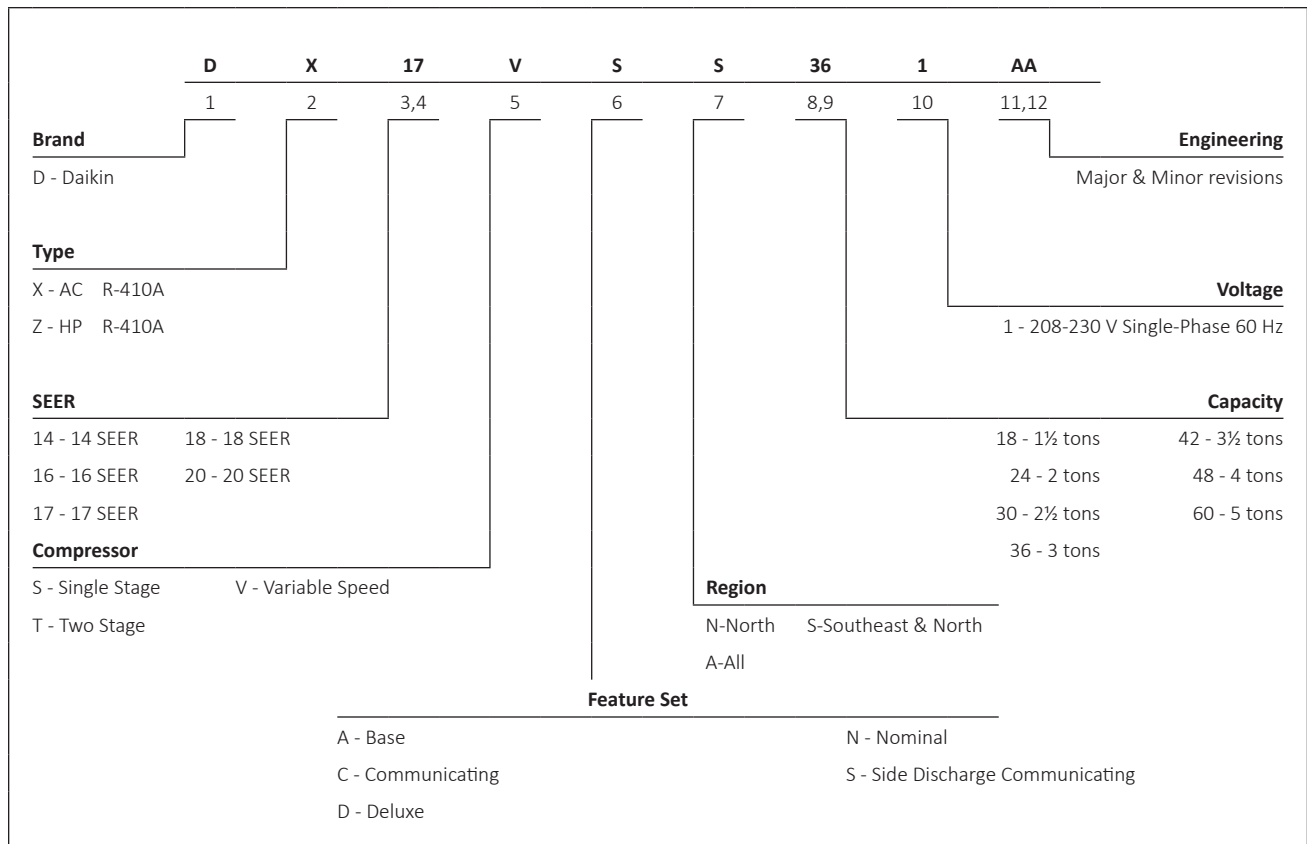
- Daikin variable-speed swing compressors
- High-density compressor sound blanket
- Compatible with Daikin *One+* smart thermostat and other Daikin communicating equipment
- Daikin control algorithmic logic
- In communicating mode, only two low-voltage wires to outdoor unit required
- Diagnostic indicator lights, seven-segment LED display, and fault code storage
- Daikin Inside intelligence for diagnostics
- Field-selectable boost mode increases compressor speed during unusually high loads
- Quiet DC outdoor fan motor
- Field-installed bi-flow filter drier
- Coil and ambient temperature sensors
- Suction pressure transducer
- Sweat connection service valves with easy access to gauge ports
- AHRI Certified; ETL Listed

■ Cabinet Features

- Heavy-gauge galvanized steel cabinet with grille-style sound control side design
- Custom Ivory white powder-paint finish
- 500-hour salt-spray tested
- Wire fan discharge grille
- Top and side maintenance access
- When properly anchored, meets the 2020 Florida Building Code unit integrity requirements for hurricane-type winds (Anchor bracket kits available.)



* Complete warranty details available from your local dealer or at www.daikincomfort.com. To receive the 12-Year Unit Replacement Limited Warranty and 12-Year Parts Limited Warranty, online registration must be completed within 60 days of installation. Additional requirements for annual maintenance are required for the Unit Replacement Limited Warranty. Online registration and some of the additional requirements are not required in California or Québec. The duration of warranty coverages in Texas differs in some cases.



	DX17VSS 181B*	DX17VSS 241B*	DX17VSS 301B*	DX17VSS 361B*	DX17VSS 421B*	DX17VSS 481B*	DX17VSS 601B*
CAPACITIES (AHRI RATED)							
Max. Cooling (BTU/h)	17,100	22,800	28,400	34,200	40,000	45,500	54,000
AMBIENT OPERATION RANGE COOLING (°FDB(°CDB))	0 to 115 (-17.8 to 46.1)						
COMPRESSOR							
Type	Swing	Swing	Swing	Swing	Swing	Swing	Swing
RLA	10.5	15.2	20.0	20.0	27.0	27.0	29.0
CONDENSER FAN MOTOR							
Horsepower	$\frac{3}{16}$	$\frac{3}{16}$	$\frac{3}{16}$	$\frac{3}{16}$	$\frac{1}{4}$	$\frac{1}{4}$	$\frac{1}{4}$
FLA	2.18	2.18	2.70	2.70	2.50	2.50	2.50
REFRIGERATION SYSTEM							
Refrigerant Line Size ¹							
Liquid Line Size ("O.D.)	$\frac{3}{8}$ "	$\frac{3}{8}$ "	$\frac{3}{8}$ "	$\frac{3}{8}$ "	$\frac{3}{8}$ "	$\frac{3}{8}$ "	$\frac{3}{8}$ "
Suction Line Size ("O.D.)	$\frac{3}{4}$ "	$\frac{3}{4}$ "	$\frac{7}{8}$ "	$\frac{7}{8}$ "	1 $\frac{1}{8}$ "	1 $\frac{1}{8}$ "	1 $\frac{1}{8}$ "
Refrigerant Connection Size							
Liquid Valve Size ("O.D.)	$\frac{3}{8}$ "	$\frac{3}{8}$ "	$\frac{3}{8}$ "	$\frac{3}{8}$ "	$\frac{3}{8}$ "	$\frac{3}{8}$ "	$\frac{3}{8}$ "
Suction Valve Size ("O.D.)	$\frac{3}{4}$ "	$\frac{3}{4}$ "	$\frac{7}{8}$ "	$\frac{7}{8}$ "	$\frac{7}{8}$ "	$\frac{7}{8}$ "	$\frac{7}{8}$ "
Valve Connection Type	Front Sealing	Front Sealing	Front Sealing	Front Sealing	Front and Back Sealing	Front and Back Sealing	Front and Back Sealing
Refrigerant Charge (oz.)	76	76	79	85	111	111	131
Expansion Device	EEV	EEV	EEV	EEV	EEV	EEV	EEV
Superheat at Service Valve	Auto-control	Auto-control	Auto-control	Auto-control	Auto-control	Auto-control	Auto-control
Subcooling at Service Valve	10±1°F	12±1°F	10±1°F	10±1°F	8±1°F	9±1°F	8±1°F
ELECTRICAL DATA							
Voltage / Phase (60 Hz)	208-230/1	208-230/1	208-230/1	208-230/1	208-230/1	208-230/1	208-230/1
Minimum Circuit Ampacity ²	12.7	17.4	22.7	22.7	34.5	34.5	36.5
Max. Overcurrent Protection ³	15	20	25	25	35	35	40
Min / Max Volts	197/253	197/253	197/253	197/253	197/253	197/253	197/253
Electrical Conduit Size	$\frac{1}{2}$ "	$\frac{1}{2}$ "	$\frac{1}{2}$ "	$\frac{1}{2}$ "	$\frac{1}{2}$ " or $\frac{3}{4}$ "	$\frac{1}{2}$ " or $\frac{3}{4}$ "	$\frac{1}{2}$ " or $\frac{3}{4}$ "
EQUIPMENT WEIGHT (LBS)	112	112	121	128	168	168	181
SHIP WEIGHT (LBS)	130	130	139	146	183	183	196

¹ Tested and rated in accordance with ANSI/AHRI Standard 210/240

² Wire size should be determined in accordance with National Electrical Codes; extensive wire runs will require larger wire sizes

³ Must use time-delay fuses or HACR-type circuit breakers of the same size as noted.

NOTES

- Always check the S&R plate for electrical data on the unit being installed.
- Installer will need to supply $\frac{7}{8}$ " to 1 $\frac{1}{4}$ " adapters for suction line connections.
- Unit is charged with refrigerant for 15' of $\frac{3}{8}$ " liquid line. System charge must be adjusted per Installation Instructions Final Charge Procedure. (See table below for allowable line set diameter)

UNIT TONS	ALLOWABLE LINE SET DIAMETER						
	LIQUID			SUCTION			
	$\frac{1}{4}$	$\frac{5}{16}$	$\frac{3}{8}$	$\frac{3}{8}$	$\frac{3}{4}$	$\frac{7}{8}$	1 $\frac{1}{8}$
1.5	x	x	x	x ⁴	x		
2.0		x ⁵	x	x ⁴	x		
2.5		x ⁵	x		x ⁴	x	
3.0		x ⁵	x		x ⁴	x	
3.5			x			x	x
4.0			x			x	x
5.0			x			x	x

x Allowable combination

⁴ For marked combinations, if normal ambient operation temperature is less than 14°F, limit line set length to 50 ft. max.

⁵ For marked combinations, line set length will have a minimum of 25 ft and a maximum of 70 ft.

IDB	AIRFLOW	OUTDOOR AMBIENT TEMPERATURE																							
		65°F				75°F				85°F				95°F				105°F				115°F			
		59	63	67	71	59	63	67	71	59	63	67	71	59	63	67	71	59	63	67	71	59	63	67	71
510	MBh	17.4	17.6	18.1	-	17.2	17.4	18.0	-	16.7	17.0	17.5	-	16.0	16.2	16.7	-	15.0	15.3	15.8	-	14.1	14.4	14.9	-
	S/T	0.63	0.54	0.40	-	0.63	0.55	0.41	-	0.66	0.58	0.43	-	0.68	0.60	0.45	-	1.00	0.62	0.48	-	1.00	0.68	0.53	-
	ΔT	20	19	15	-	20	18	15	-	21	19	15	-	20	18	15	-	20	18	15	-	21	19	16	-
	kW	0.96	0.96	0.96	-	1.09	1.09	1.08	-	1.23	1.23	1.23	-	1.38	1.38	1.38	-	1.56	1.56	1.55	-	1.76	1.76	1.76	-
	Amps	3.7	3.7	3.7	-	4.2	4.2	4.2	-	4.9	4.9	4.9	-	5.5	5.5	5.5	-	6.3	6.3	6.3	-	7.2	7.2	7.2	-
70	Hi PR	250	251	252	-	289	290	292	-	330	331	333	-	375	376	378	-	423	424	426	-	474	475	477	-
	Lo PR	123	125	128	-	131	132	135	-	137	139	142	-	143	144	147	-	148	150	153	-	155	157	160	-
	MBh	17.6	17.9	18.4	-	17.5	17.7	18.2	-	17.0	17.3	17.8	-	16.2	16.5	17.0	-	15.3	15.5	16.0	-	14.4	14.7	15.2	-
	S/T	0.71	0.62	0.48	-	0.71	0.63	0.49	-	0.74	0.66	0.51	-	1.00	0.68	0.53	-	1.00	0.70	0.56	-	1.00	0.76	0.61	-
	ΔT	19	17	14	-	19	17	14	-	19	17	14	-	19	17	14	-	19	17	13	-	20	18	15	-
600	kW	0.97	0.97	0.96	-	1.10	1.09	1.09	-	1.24	1.24	1.24	-	1.39	1.39	1.39	-	1.57	1.56	1.56	-	1.77	1.77	1.76	-
	Amps	3.7	3.7	3.7	-	4.3	4.3	4.3	-	4.9	4.9	4.9	-	5.6	5.6	5.6	-	6.3	6.3	6.3	-	7.2	7.2	7.2	-
	Hi PR	252	253	255	-	292	293	294	-	333	334	336	-	377	378	380	-	425	426	428	-	477	478	479	-
	Lo PR	125	127	130	-	133	134	137	-	139	141	144	-	145	146	150	-	150	152	155	-	157	159	162	-
	MBh	18.0	18.2	18.7	-	17.8	18.1	18.6	-	17.4	17.6	18.1	-	16.6	16.8	17.3	-	15.6	15.9	16.4	-	14.7	15.0	15.5	-
690	S/T	0.75	0.66	0.52	-	0.75	0.67	0.53	-	0.78	0.70	0.55	-	1.00	0.72	0.57	-	1.00	0.74	0.60	-	1.00	0.80	0.65	-
	ΔT	18	16	13	-	18	16	12	-	18	16	13	-	18	16	12	-	18	16	12	-	19	17	13	-
	kW	0.97	0.97	0.97	-	1.10	1.10	1.10	-	1.24	1.24	1.24	-	1.40	1.40	1.40	-	1.57	1.57	1.57	-	1.77	1.77	1.77	-
	Amps	3.8	3.8	3.7	-	4.3	4.3	4.3	-	4.9	4.9	4.9	-	5.6	5.6	5.6	-	6.4	6.4	6.3	-	7.2	7.2	7.2	-
	Hi PR	255	256	257	-	294	295	297	-	335	336	338	-	380	381	383	-	428	429	431	-	479	480	482	-
Lo PR	128	129	132	-	135	137	140	-	142	143	146	-	147	149	152	-	153	154	157	-	160	161	164	-	

510	MBh	17.4	17.6	18.1	18.9	17.2	17.5	18.0	18.8	16.8	17.0	17.5	18.3	16.0	16.2	16.7	17.5	15.0	15.3	15.8	16.6	14.1	14.4	14.9	15.7
	S/T	0.76	0.68	0.54	0.39	0.77	0.69	0.54	0.39	1.00	0.71	0.57	0.42	1.00	0.73	0.59	0.44	1.00	0.76	0.61	0.46	1.00	1.00	0.67	0.52
	ΔT	24	23	19	16	24	23	19	15	25	23	19	16	24	23	19	15	24	22	19	15	25	23	20	16
	kW	0.96	0.96	0.96	0.97	1.09	1.09	1.08	1.09	1.23	1.23	1.23	1.24	1.38	1.38	1.38	1.39	1.56	1.56	1.55	1.56	1.76	1.76	1.76	1.77
	Amps	3.7	3.7	3.7	3.7	4.2	4.2	4.2	4.3	4.9	4.9	4.9	4.9	5.5	5.5	5.5	5.6	6.3	6.3	6.3	6.3	7.2	7.2	7.2	7.2
75	Hi PR	250	251	253	257	289	290	292	296	331	332	333	338	375	376	378	382	423	424	426	430	474	475	477	481
	Lo PR	123	125	128	133	131	132	135	141	137	139	142	147	143	144	147	153	148	150	153	158	155	157	160	165
	MBh	17.6	17.9	18.4	19.2	17.5	17.7	18.2	19.0	17.0	17.3	17.8	18.6	16.2	16.5	17.0	17.8	15.3	15.5	16.1	16.8	14.4	14.7	15.2	16.0
	S/T	0.84	0.76	0.62	0.47	0.85	0.77	0.62	0.47	1.00	0.79	0.65	0.50	1.00	0.82	0.67	0.52	1.00	0.84	0.69	0.54	1.00	1.00	0.75	0.60
	ΔT	23	21	18	14	23	21	18	14	23	21	18	14	23	21	18	14	23	21	17	14	24	22	19	15
600	kW	0.97	0.97	0.96	0.97	1.09	1.09	1.09	1.10	1.24	1.24	1.23	1.24	1.39	1.39	1.39	1.40	1.56	1.56	1.56	1.57	1.77	1.77	1.76	1.77
	Amps	3.7	3.7	3.7	3.8	4.3	4.3	4.3	4.3	4.9	4.9	4.9	4.9	5.6	5.6	5.6	5.6	6.3	6.3	6.3	6.4	7.2	7.2	7.2	7.2
	Hi PR	252	253	255	260	292	293	295	299	333	334	336	340	378	379	380	385	426	427	428	433	477	478	480	484
	Lo PR	125	127	130	135	133	134	137	143	139	141	144	149	145	146	150	155	150	152	155	160	157	159	162	167
	MBh	18.0	18.2	18.7	19.5	17.8	18.1	18.6	19.4	17.4	17.6	18.1	18.9	16.6	16.8	17.3	18.1	15.6	15.9	16.4	17.2	14.8	15.0	15.5	16.3
690	S/T	0.88	0.80	0.66	0.51	1.00	0.81	0.66	0.51	1.00	0.83	0.69	0.54	1.00	0.86	0.71	0.56	1.00	0.88	0.74	0.58	1.00	1.00	0.79	0.64
	ΔT	22	20	17	13	22	20	17	13	22	20	17	13	22	20	17	13	22	20	16	13	23	21	17	14
	kW	0.97	0.97	0.97	0.98	1.10	1.10	1.10	1.11	1.24	1.24	1.24	1.25	1.40	1.40	1.40	1.41	1.57	1.57	1.57	1.58	1.77	1.77	1.77	1.78
	Amps	3.8	3.7	3.7	3.8	4.3	4.3	4.3	4.3	4.9	4.9	4.9	5.0	5.6	5.6	5.6	5.6	6.4	6.3	6.3	6.4	7.2	7.2	7.2	7.3
	Hi PR	255	256	258	262	294	295	297	301	336	337	338	343	380	381	383	387	428	429	431	435	479	480	482	486
Lo PR	128	129	132	138	135	137	140	145	142	143	146	152	147	149	152	157	153	154	157	163	160	161	164	170	

IDB = Entering Indoor Dry Bulb Temperature
 High and low pressures are measured at the liquid and suction service valves.
 Airflow may vary depending on actual ambient conditions and system operation modes.

Shaded area is ACCA (TVA) conditions
 kW = Total system power
 Amps = outdoor unit amps (comp.-fhan)

EXPANDED COOLING DATA — DX17VSS181B* / CA*EA1818*4A* + DM96VC0803BNA* AT 100%

IDB	AIRFLOW	OUTDOOR AMBIENT TEMPERATURE																							
		65°F				75°F				85°F				95°F				105°F				115°F			
		59	63	67	71	59	63	67	71	59	63	67	71	59	63	67	71	59	63	67	71	59	63	67	71
510	MBh	17.5	17.7	18.2	19.0	17.3	17.5	18.1	18.9	16.8	17.1	17.6	18.4	16.1	16.3	16.8	17.6	15.1	15.4	15.9	16.7	14.2	14.5	15.0	15.8
	S/T	1.00	0.81	0.67	0.52	1.00	0.82	0.68	0.53	1.00	0.85	0.70	0.55	1.00	0.87	0.72	0.57	1.00	1.00	0.75	0.60	1.00	1.00	0.80	0.65
	ΔT	29	27	23	20	29	27	23	20	29	27	23	20	29	27	23	20	28	26	23	19	29	28	24	20
	kW	0.96	0.96	0.96	0.97	1.09	1.09	1.08	1.09	1.23	1.23	1.23	1.24	1.38	1.38	1.38	1.39	1.56	1.56	1.55	1.56	1.76	1.76	1.76	1.77
	Amps	3.7	3.7	3.7	3.7	4.2	4.2	4.2	4.3	4.9	4.9	4.9	4.9	5.5	5.5	5.5	5.6	6.3	6.3	6.3	6.3	7.2	7.2	7.2	7.2
80	Hi PR	250	251	253	257	290	291	292	297	331	332	334	338	375	377	378	383	423	425	426	431	475	476	477	482
	Lo PR	124	125	128	134	131	133	136	141	138	139	142	148	143	145	148	153	149	150	153	159	156	157	160	166
	MBh	17.7	18.0	18.5	19.3	17.6	17.8	18.3	19.1	17.1	17.4	17.9	18.7	16.3	16.6	17.1	17.9	15.4	15.6	16.1	16.9	14.5	14.8	15.3	16.1
	S/T	1.00	0.89	0.75	0.60	1.00	0.90	0.76	0.61	1.00	0.93	0.78	0.63	1.00	1.00	0.80	0.65	1.00	1.00	0.83	0.68	1.00	1.00	0.88	0.73
	ΔT	27	25	22	18	27	25	22	18	27	26	22	18	27	25	22	18	27	25	22	18	28	26	23	19
600	kW	0.97	0.97	0.96	0.97	1.10	1.09	1.09	1.10	1.24	1.24	1.24	1.24	1.39	1.39	1.39	1.40	1.57	1.56	1.56	1.57	1.77	1.77	1.76	1.77
	Amps	3.7	3.7	3.7	3.8	4.3	4.3	4.3	4.3	4.9	4.9	4.9	4.9	5.6	5.6	5.6	5.6	6.3	6.3	6.3	6.4	7.2	7.2	7.2	7.2
	Hi PR	253	254	256	260	292	293	295	299	334	335	336	341	378	379	381	385	426	427	429	433	477	478	480	484
	Lo PR	126	127	130	136	133	135	138	143	140	141	145	150	145	147	150	155	151	152	156	161	158	159	162	168
	MBh	18.1	18.3	18.8	19.6	17.9	18.2	18.7	19.5	17.5	17.7	18.2	19.0	16.7	16.9	17.4	18.2	15.7	16.0	16.5	17.3	14.8	15.1	15.6	16.4
690	S/T	1.00	0.93	0.79	0.64	1.00	0.94	0.80	0.65	1.00	0.97	0.82	0.67	1.00	1.00	0.84	0.69	1.00	1.00	0.87	0.72	1.00	1.00	0.92	0.77
	ΔT	26	24	21	17	26	24	21	17	26	24	21	17	26	24	21	17	26	24	20	17	27	25	22	18
	kW	0.97	0.97	0.97	0.98	1.10	1.10	1.10	1.11	1.24	1.24	1.24	1.25	1.40	1.40	1.40	1.41	1.57	1.57	1.57	1.58	1.77	1.77	1.77	1.78
	Amps	3.8	3.8	3.7	3.8	4.3	4.3	4.3	4.3	4.9	4.9	4.9	5.0	5.6	5.6	5.6	5.6	6.4	6.4	6.3	6.4	7.2	7.2	7.2	7.3
	Hi PR	255	256	258	262	295	296	298	302	336	337	339	343	381	382	383	388	428	430	431	436	480	481	483	487
85	Lo PR	128	130	133	138	136	137	140	146	142	144	147	152	148	149	153	158	153	155	158	163	160	162	165	170
	MBh	17.7	18.0	18.5	19.3	17.6	17.8	18.4	19.2	17.1	17.4	17.9	18.7	16.4	16.6	17.1	17.9	15.4	15.6	16.2	17.0	14.5	14.8	15.3	16.1
	S/T	1.00	0.92	0.78	0.63	1.00	0.93	0.78	0.63	1.00	1.00	0.81	0.66	1.00	1.00	0.83	0.68	1.00	1.00	0.85	0.70	1.00	1.00	1.00	0.76
	ΔT	32	30	27	23	32	30	27	23	32	31	27	24	32	30	27	23	32	30	27	23	33	31	28	24
	kW	0.96	0.96	0.96	0.97	1.09	1.09	1.09	1.10	1.23	1.23	1.23	1.24	1.39	1.39	1.38	1.39	1.56	1.56	1.56	1.57	1.76	1.76	1.76	1.77
600	Amps	3.7	3.7	3.7	3.7	4.3	4.3	4.2	4.3	4.9	4.9	4.9	4.9	5.6	5.5	5.5	5.6	6.3	6.3	6.3	6.3	7.2	7.2	7.2	7.2
	Hi PR	251	252	254	259	291	292	294	298	332	333	335	339	377	378	379	384	425	426	427	432	476	477	479	483
	Lo PR	126	127	130	135	133	135	138	143	140	141	144	150	145	147	150	155	151	152	155	161	157	159	162	167
	MBh	18.0	18.3	18.8	19.6	17.9	18.1	18.6	19.4	17.4	17.7	18.2	19.0	16.6	16.9	17.4	18.2	15.7	15.9	16.4	17.2	14.8	15.0	15.6	16.4
	S/T	1.00	1.00	0.86	0.71	1.00	1.00	0.86	0.71	1.00	1.00	0.89	0.74	1.00	1.00	0.91	0.76	1.00	1.00	0.93	0.78	1.00	1.00	1.00	0.84
690	ΔT	31	29	26	22	31	29	25	22	31	29	26	22	31	29	25	22	31	29	25	22	32	30	26	23
	kW	0.97	0.97	0.97	0.98	1.10	1.10	1.09	1.10	1.24	1.24	1.24	1.25	1.40	1.39	1.39	1.40	1.57	1.57	1.56	1.57	1.77	1.77	1.77	1.78
	Amps	3.7	3.7	3.7	3.8	4.3	4.3	4.3	4.3	4.9	4.9	4.9	4.9	5.6	5.6	5.6	5.6	6.3	6.3	6.3	6.4	7.2	7.2	7.2	7.2
	Hi PR	254	255	257	261	293	294	296	301	335	336	338	342	379	380	382	386	427	428	430	434	478	479	481	486
	Lo PR	128	129	132	138	135	137	140	145	142	143	146	152	147	149	152	157	153	154	157	163	160	161	164	170
690	MBh	18.4	18.6	19.1	19.9	18.2	18.4	19.0	19.8	17.7	18.0	18.5	19.3	17.0	17.2	17.7	18.5	16.0	16.3	16.8	17.6	15.1	15.4	15.9	16.7
	S/T	1.00	1.00	0.90	0.75	1.00	1.00	0.90	0.75	1.00	1.00	0.93	0.78	1.00	1.00	0.95	0.80	1.00	1.00	1.00	0.82	1.00	1.00	1.00	0.88
	ΔT	30	28	24	21	30	28	24	21	30	28	25	21	30	28	24	21	29	28	24	20	31	29	25	22
	kW	0.98	0.98	0.97	0.98	1.10	1.10	1.10	1.11	1.25	1.25	1.24	1.25	1.40	1.40	1.40	1.41	1.57	1.57	1.57	1.58	1.78	1.78	1.77	1.78
	Amps	3.8	3.8	3.8	3.8	4.3	4.3	4.3	4.4	4.9	4.9	4.9	5.0	5.6	5.6	5.6	5.6	6.4	6.4	6.4	6.4	7.2	7.2	7.2	7.3
690	Hi PR	256	258	259	264	296	297	299	303	337	338	340	344	382	383	385	389	430	431	433	437	481	482	484	488
	Lo PR	130	132	135	140	138	139	142	148	144	146	149	154	150	151	154	160	155	157	160	165	162	164	167	172

IDB = Entering Indoor Dry Bulb Temperature
 High and low pressures are measured at the liquid and suction service valves.
 Airflow may vary depending on actual ambient conditions and system operation modes.

Shaded area is AHRI conditions
 kW = Total system power
 Amps = outdoor unit amps (comp. fan)

IDB	AIRFLOW	OUTDOOR AMBIENT TEMPERATURE												ENTERING INDOOR WET BULB TEMPERATURE											
		65°F				75°F				85°F				95°F				105°F				115°F			
		59	63	67	71	59	63	67	71	59	63	67	71	59	63	67	71	59	63	67	71	59	63	67	71
670	MBh	23.1	23.5	24.2	-	22.9	23.3	24.0	-	22.3	22.7	23.3	-	21.3	21.6	22.3	-	20.0	20.3	21.0	-	18.8	19.2	19.9	-
	S/T	0.62	0.54	0.40	-	0.63	0.55	0.40	-	0.65	0.57	0.43	-	0.67	0.59	0.45	-	1.00	0.62	0.47	-	1.00	0.67	0.53	-
	ΔT	20	18	15	-	20	18	15	-	21	19	15	-	20	18	15	-	20	18	15	-	21	19	16	-
	kW	1.39	1.39	1.38	-	1.58	1.57	1.57	-	1.78	1.78	1.78	-	2.01	2.01	2.01	-	2.26	2.26	2.26	-	2.56	2.56	2.55	-
	Amps	5.3	5.2	5.2	-	6.1	6.1	6.0	-	7.0	7.0	7.0	-	8.0	7.9	7.9	-	9.1	9.0	9.0	-	10.3	10.3	10.3	-
	Hi/PR	267	268	270	-	310	311	313	-	354	355	357	-	401	403	405	-	453	454	456	-	508	509	511	-
Lo/PR	119	121	124	-	126	128	131	-	133	134	137	-	138	140	143	-	143	145	148	-	150	152	155	-	
70 790	MBh	23.5	23.8	24.5	-	23.3	23.6	24.3	-	22.7	23.0	23.7	-	21.6	22.0	22.7	-	20.4	20.7	21.4	-	19.2	19.5	20.2	-
	S/T	0.70	0.62	0.48	-	0.71	0.63	0.48	-	0.73	0.65	0.51	-	0.75	0.67	0.53	-	1.00	0.70	0.55	-	1.00	0.75	0.61	-
	ΔT	19	17	14	-	19	17	14	-	19	17	14	-	19	17	14	-	19	17	13	-	20	18	14	-
	kW	1.40	1.40	1.40	-	1.59	1.59	1.58	-	1.80	1.80	1.79	-	2.02	2.02	2.02	-	2.28	2.27	2.27	-	2.57	2.57	2.57	-
	Amps	5.3	5.3	5.3	-	6.1	6.1	6.1	-	7.0	7.0	7.0	-	8.0	8.0	8.0	-	9.1	9.1	9.1	-	10.4	10.4	10.4	-
	Hi/PR	270	271	273	-	312	314	315	-	357	358	360	-	404	405	407	-	456	457	459	-	511	512	514	-
Lo/PR	121	123	126	-	129	130	133	-	135	136	139	-	140	142	145	-	146	147	150	-	152	154	157	-	
910	MBh	24.0	24.3	25.0	-	23.7	24.1	24.8	-	23.1	23.5	24.2	-	22.1	22.4	23.1	-	20.8	21.2	21.8	-	19.7	20.0	20.7	-
	S/T	0.74	0.66	0.52	-	0.75	0.67	0.52	-	0.77	0.69	0.55	-	0.79	0.71	0.57	-	1.00	0.74	0.59	-	1.00	0.79	0.65	-
	ΔT	18	16	12	-	18	16	12	-	18	16	13	-	18	16	12	-	17	16	12	-	19	17	13	-
	kW	1.41	1.41	1.41	-	1.60	1.60	1.59	-	1.81	1.81	1.80	-	2.03	2.03	2.03	-	2.28	2.28	2.28	-	2.58	2.58	2.58	-
	Amps	5.3	5.3	5.3	-	6.2	6.2	6.1	-	7.1	7.1	7.0	-	8.1	8.0	8.0	-	9.1	9.1	9.1	-	10.4	10.4	10.4	-
	Hi/PR	273	274	276	-	315	316	318	-	359	360	362	-	407	408	410	-	458	460	461	-	513	514	516	-
Lo/PR	124	125	128	-	131	132	135	-	137	139	142	-	143	144	147	-	148	149	152	-	155	156	159	-	
670	MBh	23.2	23.5	24.2	25.2	22.9	23.3	24.0	25.0	22.7	23.0	23.7	24.8	21.3	21.6	22.3	23.4	20.0	20.3	21.0	22.1	18.9	19.2	19.9	20.9
	S/T	0.76	0.68	0.53	0.38	0.76	0.68	0.54	0.39	0.79	0.71	0.57	0.42	1.00	0.73	0.59	0.44	1.00	0.75	0.61	0.46	1.00	0.81	0.66	0.51
	ΔT	24	23	19	15	24	22	19	15	25	23	19	16	24	22	19	15	24	22	19	15	25	23	20	16
	kW	1.39	1.39	1.38	1.40	1.58	1.57	1.57	1.58	1.78	1.78	1.78	1.79	2.01	2.01	2.00	2.02	2.26	2.26	2.26	2.27	2.56	2.56	2.55	2.57
	Amps	5.2	5.2	5.2	5.3	6.1	6.1	6.0	6.1	7.0	7.0	6.9	7.0	7.9	7.9	7.9	8.0	9.0	9.0	9.0	9.1	10.3	10.3	10.3	10.4
	Hi/PR	268	269	271	275	310	311	313	318	354	355	357	362	402	403	405	409	453	454	456	461	508	509	511	516
Lo/PR	119	121	124	129	126	128	131	136	133	134	137	142	138	140	143	148	143	145	148	153	150	152	155	160	
75 790	MBh	23.5	23.8	24.5	25.6	23.3	23.6	24.3	25.4	22.7	23.0	23.7	24.8	21.7	22.0	22.7	23.7	20.4	20.7	21.4	22.5	19.2	19.6	20.2	21.3
	S/T	0.84	0.76	0.61	0.46	0.84	0.76	0.62	0.47	1.00	0.79	0.65	0.50	1.00	0.81	0.67	0.52	1.00	0.83	0.69	0.54	1.00	0.89	0.74	0.59
	ΔT	23	21	18	14	23	21	18	14	23	21	18	14	23	21	18	14	23	21	17	14	24	22	19	15
	kW	1.40	1.40	1.40	1.41	1.59	1.59	1.58	1.60	1.80	1.79	1.79	1.81	2.02	2.02	2.02	2.03	2.27	2.27	2.27	2.28	2.57	2.57	2.57	2.58
	Amps	5.3	5.3	5.3	5.3	6.1	6.1	6.1	6.2	7.0	7.0	7.0	7.1	8.0	8.0	8.0	8.0	9.1	9.1	9.1	9.1	10.4	10.4	10.4	10.4
	Hi/PR	270	271	273	278	313	314	316	320	357	358	360	365	405	406	408	412	456	457	459	464	511	512	514	518
Lo/PR	121	123	126	131	129	130	133	138	135	136	139	145	140	142	145	150	146	147	150	155	152	154	157	162	
910	MBh	24.0	24.3	25.0	26.0	23.8	24.1	24.8	25.8	23.2	23.5	24.2	25.2	22.1	22.4	23.1	24.2	20.8	21.2	21.9	22.9	19.7	20.0	20.7	21.8
	S/T	0.88	0.80	0.65	0.50	0.88	0.80	0.66	0.51	1.00	0.83	0.69	0.54	1.00	0.85	0.71	0.56	1.00	0.87	0.73	0.58	1.00	1.00	0.78	0.63
	ΔT	22	20	17	13	22	20	16	13	22	20	17	13	22	20	16	13	22	20	16	13	23	21	17	14
	kW	1.41	1.41	1.41	1.42	1.60	1.60	1.59	1.61	1.81	1.80	1.80	1.82	2.03	2.03	2.03	2.04	2.28	2.28	2.28	2.29	2.58	2.58	2.57	2.59
	Amps	5.3	5.3	5.3	5.4	6.2	6.1	6.1	6.2	7.1	7.1	7.0	7.1	8.0	8.0	8.0	8.1	9.1	9.1	9.1	9.1	10.4	10.4	10.4	10.5
	Hi/PR	273	274	276	281	315	316	318	323	360	361	363	367	407	408	410	415	459	460	462	466	513	515	517	521
Lo/PR	124	125	128	133	131	132	135	141	137	139	142	147	143	144	147	152	148	149	153	158	155	156	159	164	

IDB = Entering indoor Dry Bulb Temperature
 High and low pressures are measured at the liquid and suction service valves.
 Airflow may vary depending on actual ambient conditions and system operation modes.
 Shaded area is ACCA (TVA) conditions
 kW = Total system power
 Amps = outdoor unit amps (comp.-fan)

IDB	AIRFLOW	OUTDOOR AMBIENT TEMPERATURE												ENTERING INDOOR WET BULB TEMPERATURE											
		65°F				75°F				85°F				95°F				105°F				115°F			
		59	63	67	71	59	63	67	71	59	63	67	71	59	63	67	71	59	63	67	71	59	63	67	71
670	MBh	23.3	23.6	24.3	25.4	23.1	23.4	24.1	25.1	22.5	22.8	23.5	24.5	21.4	21.7	22.4	23.5	20.1	20.5	21.2	22.2	19.0	19.3	20.0	21.1
	S/T	0.89	0.81	0.66	0.51	1.00	0.81	0.67	0.52	1.00	0.84	0.70	0.55	1.00	0.86	0.72	0.57	1.00	1.00	0.74	0.59	1.00	1.00	0.80	0.65
	ΔT	28	27	23	20	28	27	23	20	29	27	23	20	28	27	23	20	28	26	23	19	29	27	24	20
	kW	1.39	1.39	1.38	1.40	1.58	1.57	1.57	1.59	1.78	1.78	1.78	1.79	2.01	2.01	2.01	2.02	2.26	2.26	2.26	2.27	2.56	2.56	2.55	2.57
	Amps	5.3	5.2	5.2	5.3	6.1	6.1	6.0	6.1	7.0	7.0	7.0	7.0	8.0	7.9	7.9	8.0	9.1	9.0	9.0	9.1	10.3	10.3	10.3	10.4
	Hi-PR	268	269	271	276	310	311	313	318	355	356	358	362	402	403	405	410	454	455	457	461	508	510	512	516
Lo-PR	120	121	124	129	127	128	131	137	133	135	138	143	139	140	143	148	144	145	149	154	151	152	155	160	
80	MBh	23.6	24.0	24.7	25.7	23.4	23.8	24.4	25.5	22.8	23.1	23.8	24.9	21.8	22.1	22.8	23.9	20.5	20.8	21.5	22.6	19.3	19.7	20.4	21.4
	S/T	0.97	0.89	0.75	0.60	1.00	0.90	0.75	0.60	1.00	0.92	0.78	0.63	1.00	0.94	0.80	0.65	1.00	1.00	0.82	0.67	1.00	1.00	0.88	0.73
	ΔT	27	25	22	18	27	25	22	18	27	25	22	18	27	25	22	18	27	25	21	18	28	26	23	19
	kW	1.40	1.40	1.40	1.41	1.59	1.59	1.58	1.60	1.80	1.80	1.79	1.81	2.02	2.02	2.02	2.03	2.27	2.27	2.27	2.28	2.57	2.57	2.57	2.58
	Amps	5.3	5.3	5.3	5.3	6.1	6.1	6.1	6.2	7.0	7.0	7.0	7.1	8.0	8.0	8.0	8.0	9.1	9.1	9.1	9.1	10.4	10.4	10.4	10.4
	Hi-PR	271	272	274	279	313	314	316	321	357	359	360	365	405	406	408	413	456	458	459	464	511	512	514	519
Lo-PR	122	123	126	131	129	131	134	139	135	137	140	145	141	142	145	150	146	148	151	156	153	154	157	162	
910	MBh	24.1	24.4	25.1	26.2	23.9	24.2	24.9	26.0	23.3	23.6	24.3	25.4	22.2	22.6	23.3	24.3	21.0	21.3	22.0	23.0	19.8	20.1	20.8	21.9
	S/T	1.00	0.93	0.79	0.64	1.00	0.94	0.79	0.64	1.00	0.96	0.82	0.67	1.00	0.98	0.84	0.69	1.00	1.00	0.86	0.71	1.00	1.00	0.92	0.77
	ΔT	26	24	21	17	26	24	21	17	26	24	21	17	26	24	21	17	26	24	20	17	27	25	21	18
	kW	1.41	1.41	1.41	1.42	1.60	1.60	1.59	1.61	1.81	1.80	1.80	1.82	2.03	2.03	2.03	2.04	2.28	2.28	2.28	2.29	2.58	2.58	2.58	2.59
	Amps	5.3	5.3	5.3	5.4	6.2	6.2	6.1	6.2	7.1	7.1	7.0	7.1	8.0	8.0	8.0	8.1	9.1	9.1	9.1	9.2	10.4	10.4	10.4	10.5
	Hi-PR	273	275	277	281	316	317	319	323	360	361	363	368	408	409	411	415	459	460	462	467	514	515	517	522
Lo-PR	124	126	129	134	131	133	136	141	138	139	142	147	143	145	148	153	149	150	153	158	155	157	160	165	
670	MBh	23.7	24.0	24.7	25.7	23.5	23.8	24.5	25.5	22.8	23.2	23.9	24.9	21.8	22.1	22.8	23.9	20.5	20.9	21.6	22.6	19.4	19.7	20.4	21.4
	S/T	1.00	0.91	0.77	0.62	1.00	0.92	0.78	0.63	1.00	1.00	0.80	0.65	1.00	1.00	0.82	0.67	1.00	1.00	0.85	0.70	1.00	1.00	0.90	0.75
	ΔT	32	30	27	23	32	30	27	23	32	30	27	23	32	30	27	23	32	30	26	23	33	31	28	24
	kW	1.39	1.39	1.39	1.40	1.58	1.58	1.57	1.59	1.79	1.79	1.78	1.80	2.01	2.01	2.01	2.02	2.27	2.26	2.26	2.28	2.56	2.56	2.56	2.57
	Amps	5.3	5.3	5.2	5.3	6.1	6.1	6.1	6.1	7.0	7.0	7.0	7.0	8.0	8.0	7.9	8.0	9.1	9.1	9.0	9.1	10.4	10.3	10.3	10.4
	Hi-PR	269	270	272	277	312	313	315	319	356	357	359	364	403	405	407	411	455	456	458	463	510	511	513	517
Lo-PR	121	123	126	131	129	130	133	138	135	137	140	145	141	142	145	150	146	147	150	155	152	154	157	162	
85	MBh	24.0	24.4	25.0	26.1	23.8	24.1	24.8	25.9	23.2	23.5	24.2	25.3	22.2	22.5	23.2	24.2	20.9	21.2	21.9	23.0	19.7	20.1	20.8	21.8
	S/T	1.00	1.00	0.85	0.70	1.00	1.00	0.86	0.71	1.00	1.00	0.89	0.73	1.00	1.00	0.91	0.76	1.00	1.00	0.93	0.78	1.00	1.00	1.00	0.83
	ΔT	31	29	25	22	31	29	25	22	31	29	26	22	31	29	25	22	30	29	25	22	32	30	26	23
	kW	1.40	1.40	1.40	1.41	1.59	1.59	1.59	1.60	1.80	1.80	1.80	1.81	2.03	2.02	2.02	2.04	2.28	2.28	2.27	2.29	2.57	2.57	2.57	2.58
	Amps	5.3	5.3	5.3	5.4	6.1	6.1	6.1	6.2	7.0	7.0	7.0	7.1	8.0	8.0	8.0	8.1	9.1	9.1	9.1	9.2	10.4	10.4	10.4	10.4
	Hi-PR	272	273	275	280	314	315	317	322	359	360	362	366	406	407	409	414	458	459	461	465	513	514	516	520
Lo-PR	124	125	128	133	131	132	135	140	137	139	142	147	143	144	147	152	148	149	152	158	155	156	159	164	
910	MBh	24.5	24.8	25.5	26.6	24.3	24.6	25.3	26.4	23.7	24.0	24.7	25.7	22.6	23.0	23.6	24.7	21.4	21.7	22.4	23.4	20.2	20.5	21.2	22.3
	S/T	1.00	1.00	0.89	0.74	1.00	1.00	0.90	0.75	1.00	1.00	0.93	0.78	1.00	1.00	0.95	0.80	1.00	1.00	0.97	0.82	1.00	1.00	1.00	0.87
	ΔT	30	28	24	21	30	28	24	21	30	28	24	21	30	28	24	21	29	27	24	20	30	29	25	22
	kW	1.41	1.41	1.41	1.42	1.60	1.60	1.60	1.61	1.81	1.81	1.81	1.82	2.04	2.03	2.03	2.05	2.29	2.29	2.28	2.30	2.58	2.58	2.58	2.59
	Amps	5.4	5.4	5.3	5.4	6.2	6.2	6.2	6.2	7.1	7.1	7.1	7.1	8.1	8.1	8.0	8.1	9.2	9.2	9.1	9.2	10.4	10.4	10.4	10.5
	Hi-PR	275	276	278	282	317	318	320	325	361	362	364	369	409	410	412	417	460	462	463	468	515	516	518	523
Lo-PR	126	127	131	136	133	135	138	143	140	141	144	149	145	147	150	155	150	152	155	160	157	158	161	167	

IDB = Entering Indoor Dry Bulb Temperature
 High and low pressures are measured at the liquid and suction service valves.
 Airflow may vary depending on actual ambient conditions and system operation modes.

Shaded area is AHRI conditions
 kW = Total system power
 Amps = outdoor unit amps (comp.+fan)

IDB	AIRFLOW	OUTDOOR AMBIENT TEMPERATURE												ENTERING INDOOR WET BULB TEMPERATURE											
		65°F				75°F				85°F				95°F				105°F				115°F			
		59	63	67	71	59	63	67	71	59	63	67	71	59	63	67	71	59	63	67	71	59	63	67	71
860	MBh	28.8	29.2	30.1	-	28.6	29.0	29.8	-	27.8	28.2	29.1	-	26.5	26.9	27.8	-	24.9	25.3	26.2	-	23.5	23.9	24.8	-
	S/T	0.63	0.55	0.40	-	0.64	0.56	0.41	-	0.66	0.58	0.44	-	0.68	0.60	0.46	-	0.71	0.63	0.48	-	1.00	0.68	0.54	-
	ΔT	20	18	15	-	20	18	15	-	20	18	15	-	20	18	15	-	20	18	15	-	21	19	16	-
	kW	1.86	1.86	1.85	-	2.10	2.09	2.09	-	2.36	2.36	2.35	-	2.65	2.64	2.64	-	2.96	2.96	2.96	-	3.34	3.34	3.33	-
	Amps	6.8	6.8	6.8	-	7.8	7.8	7.8	-	9.0	9.0	9.0	-	10.2	10.2	10.2	-	11.6	11.6	11.6	-	13.2	13.2	13.2	-
	Hi-PR	279	280	282	-	323	325	326	-	370	371	373	-	419	421	422	-	473	474	476	-	530	531	533	-
Lo-PR	119	120	123	-	126	127	130	-	132	134	137	-	138	139	142	-	143	144	147	-	149	151	154	-	
70 1010	MBh	29.3	29.7	30.5	-	29.0	29.4	30.3	-	28.3	28.7	29.5	-	27.0	27.4	28.2	-	25.4	25.8	26.6	-	23.9	24.3	25.2	-
	S/T	0.71	0.63	0.48	-	0.72	0.64	0.49	-	0.74	0.66	0.52	-	0.76	0.68	0.54	-	1.00	0.71	0.56	-	1.00	0.76	0.62	-
	ΔT	19	17	13	-	19	17	13	-	19	17	14	-	19	17	13	-	18	17	13	-	20	18	14	-
	kW	1.87	1.87	1.87	-	2.11	2.11	2.11	-	2.38	2.37	2.37	-	2.66	2.66	2.65	-	2.98	2.98	2.97	-	3.35	3.35	3.35	-
	Amps	6.9	6.9	6.9	-	7.9	7.9	7.9	-	9.1	9.0	9.0	-	10.3	10.3	10.3	-	11.7	11.7	11.7	-	13.3	13.3	13.3	-
	Hi-PR	282	283	285	-	326	327	329	-	372	374	376	-	422	423	425	-	476	477	479	-	533	534	536	-
Lo-PR	121	122	125	-	128	129	132	-	134	136	139	-	140	141	144	-	145	146	149	-	151	153	156	-	
1160	MBh	29.8	30.2	31.1	-	29.6	30.0	30.8	-	28.8	29.2	30.1	-	27.5	27.9	28.8	-	25.9	26.3	27.2	-	24.5	24.9	25.8	-
	S/T	0.75	0.67	0.52	-	0.76	0.68	0.53	-	0.78	0.70	0.56	-	0.80	0.72	0.58	-	1.00	0.75	0.60	-	1.00	0.80	0.66	-
	ΔT	18	16	12	-	18	16	12	-	18	16	13	-	18	16	12	-	17	15	12	-	18	17	13	-
	kW	1.89	1.89	1.88	-	2.12	2.12	2.12	-	2.39	2.39	2.38	-	2.67	2.67	2.67	-	2.99	2.99	2.99	-	3.37	3.36	3.36	-
	Amps	6.9	6.9	6.9	-	8.0	7.9	7.9	-	9.1	9.1	9.1	-	10.3	10.3	10.3	-	11.7	11.7	11.7	-	13.4	13.4	13.3	-
	Hi-PR	285	286	288	-	329	330	332	-	375	376	378	-	425	426	428	-	479	480	482	-	536	537	539	-
Lo-PR	123	124	127	-	130	132	135	-	137	138	141	-	142	143	146	-	147	149	152	-	154	155	158	-	
860	MBh	28.8	29.3	30.1	31.4	28.6	29.0	29.9	31.2	27.8	28.2	29.1	30.4	26.5	26.9	27.8	29.1	24.9	25.4	26.2	27.5	23.5	23.9	24.8	26.1
	S/T	0.77	0.69	0.54	0.39	0.77	0.69	0.55	0.40	0.80	0.72	0.58	0.42	1.00	0.74	0.60	0.44	1.00	0.76	0.62	0.47	1.00	0.82	0.67	0.52
	ΔT	24	22	19	15	24	22	19	15	24	22	19	16	24	22	19	15	24	22	19	15	25	23	20	16
	kW	1.86	1.86	1.85	1.87	2.09	2.09	2.09	2.11	2.36	2.36	2.35	2.37	2.64	2.64	2.64	2.66	2.96	2.96	2.96	2.98	3.34	3.34	3.33	3.35
	Amps	6.8	6.8	6.8	6.9	7.8	7.8	7.8	7.9	9.0	9.0	9.0	9.0	10.2	10.2	10.2	10.3	11.6	11.6	11.6	11.7	13.2	13.2	13.2	13.3
	Hi-PR	279	281	283	287	324	325	327	332	370	371	373	378	420	421	423	428	473	474	476	481	530	532	534	539
Lo-PR	119	120	123	128	126	127	130	135	132	134	137	142	138	139	142	147	143	144	147	152	149	151	154	159	
75 1010	MBh	29.3	29.7	30.6	31.9	29.0	29.4	30.3	31.6	28.3	28.7	29.5	30.9	27.0	27.4	28.3	29.6	25.4	25.8	26.7	28.0	23.9	24.4	25.2	26.5
	S/T	0.85	0.77	0.62	0.47	0.85	0.77	0.63	0.48	1.00	0.80	0.65	0.50	1.00	0.82	0.68	0.52	1.00	0.84	0.70	0.55	1.00	0.90	0.75	0.60
	ΔT	23	21	18	14	23	21	17	14	23	21	18	14	23	21	17	14	22	21	17	14	24	22	18	15
	kW	1.87	1.87	1.87	1.89	2.11	2.11	2.10	2.12	2.37	2.37	2.37	2.39	2.66	2.66	2.65	2.67	2.98	2.98	2.97	2.99	3.35	3.35	3.35	3.36
	Amps	6.9	6.9	6.8	6.9	7.9	7.9	7.9	8.0	9.0	9.0	9.0	9.1	10.3	10.3	10.3	10.3	11.7	11.7	11.6	11.7	13.3	13.3	13.3	13.4
	Hi-PR	282	283	285	290	326	328	330	334	373	374	376	381	422	424	426	430	476	477	479	484	533	535	537	541
Lo-PR	121	122	125	130	128	129	132	137	134	136	139	144	140	141	144	149	145	146	149	154	151	153	156	161	
1160	MBh	29.8	30.2	31.1	32.4	29.6	30.0	30.9	32.2	28.8	29.2	30.1	31.4	27.5	27.9	28.8	30.1	25.9	26.4	27.2	28.5	24.5	24.9	25.8	27.1
	S/T	0.89	0.81	0.66	0.51	0.89	0.81	0.67	0.52	1.00	0.84	0.70	0.54	1.00	0.86	0.72	0.56	1.00	0.88	0.74	0.59	1.00	1.00	0.79	0.64
	ΔT	22	20	16	13	22	20	16	13	22	20	17	13	22	20	16	13	21	20	16	13	23	21	17	14
	kW	1.89	1.88	1.88	1.90	2.12	2.12	2.12	2.13	2.39	2.38	2.38	2.40	2.67	2.67	2.67	2.68	2.99	2.99	2.98	3.00	3.36	3.36	3.36	3.38
	Amps	6.9	6.9	6.9	7.0	8.0	7.9	7.9	8.0	9.1	9.1	9.1	9.2	10.3	10.3	10.3	10.4	11.7	11.7	11.7	11.8	13.4	13.3	13.3	13.4
	Hi-PR	285	286	288	293	329	330	332	337	375	377	379	383	425	426	428	433	479	480	482	487	536	537	539	544
Lo-PR	123	124	128	133	130	132	135	140	137	138	141	146	142	143	146	152	147	149	152	157	154	155	158	163	

IDB = Entering Indoor Dry Bulb Temperature
 High and low pressures are measured at the liquid and suction service valves.
 Airflow may vary depending on actual ambient conditions and system operation modes.
 Shaded area is ACCA (TVA) conditions
 kW = Total system power
 Amps = outdoor unit amps (comp.+fan)

IDB	OUTDOOR AMBIENT TEMPERATURE												ENTERING INDOOR WET BULB TEMPERATURE												
	65°F				75°F				85°F				95°F				105°F				115°F				
	59	63	67	71	59	63	67	71	59	63	67	71	59	63	67	71	59	63	67	71	59	63	67	71	
860	MBh	29.0	29.4	30.3	31.6	28.7	29.1	30.0	31.3	28.0	28.4	29.3	30.6	26.7	27.1	28.0	29.3	25.1	25.5	26.4	27.7	23.7	24.1	24.9	26.2
	S/T	0.90	0.82	0.68	0.52	1.00	0.83	0.68	0.53	1.00	0.85	0.71	0.56	1.00	0.87	0.73	0.58	1.00	0.90	0.75	0.60	1.00	1.00	0.81	0.66
	ΔT	28	26	23	19	28	26	23	19	28	27	23	20	28	26	23	19	28	26	23	19	29	27	24	20
	kW	1.86	1.86	1.85	1.87	2.10	2.09	2.09	2.11	2.36	2.36	2.35	2.37	2.65	2.64	2.64	2.66	2.96	2.96	2.96	2.98	3.34	3.34	3.33	3.35
	Amps	6.8	6.8	6.8	6.9	7.8	7.8	7.8	7.9	9.0	9.0	9.0	9.0	10.2	10.2	10.2	10.3	11.6	11.6	11.6	11.7	13.2	13.2	13.2	13.3
	Hi/PR	280	281	283	288	324	325	327	332	370	371	373	378	420	421	423	428	474	475	477	482	531	532	534	539
Lo/PR	119	121	124	129	126	128	131	136	133	134	137	142	138	140	143	148	143	145	148	153	150	151	154	159	
80 1010	MBh	29.4	29.8	30.7	32.0	29.2	29.6	30.5	31.8	28.4	28.8	29.7	31.0	27.1	27.5	28.4	29.7	25.5	26.0	26.8	28.1	24.1	24.5	25.4	26.7
	S/T	0.98	0.90	0.76	0.60	1.00	0.91	0.76	0.61	1.00	0.93	0.79	0.64	1.00	0.95	0.81	0.66	1.00	1.00	0.83	0.68	1.00	1.00	0.89	0.74
	ΔT	27	25	22	18	27	25	22	18	27	25	22	18	27	25	21	18	27	25	21	18	28	26	22	19
	kW	1.87	1.87	1.87	1.89	2.11	2.11	2.11	2.12	2.37	2.37	2.37	2.39	2.66	2.66	2.65	2.67	2.98	2.98	2.97	2.99	3.35	3.35	3.35	3.37
	Amps	6.9	6.9	6.9	6.9	7.9	7.9	7.9	8.0	9.1	9.0	9.0	9.1	10.3	10.3	10.3	10.3	11.7	11.7	11.7	11.7	13.3	13.3	13.3	13.4
	Hi/PR	283	284	286	291	327	328	330	335	373	374	376	381	423	424	426	431	477	478	480	485	534	535	537	542
Lo/PR	121	123	126	131	128	130	133	138	135	136	139	144	140	142	145	150	145	147	150	155	152	153	156	162	
1160	MBh	30.0	30.4	31.3	32.6	29.7	30.1	31.0	32.3	29.0	29.4	30.2	31.6	27.7	28.1	29.0	30.3	26.1	26.5	27.4	28.7	24.6	25.1	25.9	27.2
	S/T	1.00	0.94	0.80	0.64	1.00	0.95	0.80	0.65	1.00	0.97	0.83	0.68	1.00	0.99	0.85	0.70	1.00	1.00	0.87	0.72	1.00	1.00	0.93	0.78
	ΔT	26	24	20	17	26	24	20	17	26	24	21	17	26	24	20	17	25	24	20	17	27	25	21	18
	kW	1.89	1.88	1.88	1.90	2.12	2.12	2.12	2.14	2.39	2.38	2.38	2.40	2.67	2.67	2.67	2.68	2.99	2.99	2.99	3.00	3.37	3.36	3.36	3.38
	Amps	6.9	6.9	6.9	7.0	8.0	7.9	7.9	8.0	9.1	9.1	9.1	9.1	10.3	10.3	10.3	10.4	11.7	11.7	11.7	11.8	13.4	13.4	13.3	13.4
	Hi/PR	286	287	289	294	330	331	333	338	376	377	379	384	426	427	429	434	479	481	482	487	537	538	540	545
Lo/PR	124	125	128	133	131	132	135	140	137	139	142	147	142	144	147	152	148	149	152	157	154	156	159	164	

860	MBh	29.5	29.9	30.8	32.1	29.2	29.6	30.5	31.8	28.5	28.9	29.7	31.1	27.2	27.6	28.4	29.8	25.6	26.0	26.9	28.2	24.1	24.5	25.4	26.7
	S/T	1.00	0.93	0.78	0.63	1.00	0.93	0.79	0.64	1.00	1.00	0.82	0.66	1.00	1.00	0.84	0.69	1.00	1.00	0.86	0.71	1.00	1.00	0.92	0.76
	ΔT	32	30	27	23	32	30	26	23	32	30	27	23	32	30	26	23	31	30	26	23	33	31	27	24
	kW	1.86	1.86	1.86	1.88	2.10	2.10	2.09	2.11	2.36	2.36	2.36	2.38	2.65	2.65	2.64	2.66	2.97	2.97	2.96	2.98	3.34	3.34	3.34	3.36
	Amps	6.8	6.8	6.8	6.9	7.9	7.9	7.8	7.9	9.0	9.0	9.0	9.1	10.2	10.2	10.2	10.3	11.6	11.6	11.6	11.7	13.3	13.3	13.2	13.3
	Hi/PR	281	282	284	289	325	327	329	333	372	373	375	380	421	423	425	429	475	476	478	483	532	534	535	540
Lo/PR	121	122	125	130	128	130	133	138	135	136	139	144	140	141	144	149	145	147	150	155	152	153	156	161	
85 1010	MBh	29.9	30.3	31.2	32.5	29.7	30.1	30.9	32.3	28.9	29.3	30.2	31.5	27.6	28.0	28.9	30.2	26.0	26.4	27.3	28.6	24.6	25.0	25.9	27.2
	S/T	1.00	1.00	0.86	0.71	1.00	1.00	0.87	0.72	1.00	1.00	0.90	0.74	1.00	1.00	0.92	0.76	1.00	1.00	0.94	0.79	1.00	1.00	1.00	0.84
	ΔT	30	29	25	22	30	29	25	22	31	29	25	22	30	29	25	22	30	28	25	21	31	29	26	22
	kW	1.88	1.88	1.87	1.89	2.12	2.11	2.11	2.13	2.38	2.38	2.37	2.39	2.66	2.66	2.66	2.68	2.98	2.98	2.98	3.00	3.36	3.36	3.35	3.37
	Amps	6.9	6.9	6.9	6.9	7.9	7.9	7.9	8.0	9.1	9.1	9.0	9.1	10.3	10.3	10.3	10.4	11.7	11.7	11.7	11.8	13.3	13.3	13.3	13.4
	Hi/PR	284	285	287	292	328	329	331	336	374	376	378	382	424	425	427	432	478	479	481	486	535	536	538	543
Lo/PR	123	124	128	133	130	132	135	140	137	138	141	146	142	143	146	151	147	149	152	157	154	155	158	163	
1160	MBh	30.5	30.9	31.7	33.1	30.2	30.6	31.5	32.8	29.5	29.9	30.7	32.1	28.2	28.6	29.4	30.8	26.6	27.0	27.9	29.2	25.1	25.5	26.4	27.7
	S/T	1.00	1.00	0.90	0.75	1.00	1.00	0.91	0.76	1.00	1.00	0.94	0.78	1.00	1.00	0.96	0.81	1.00	1.00	0.98	0.83	1.00	1.00	1.00	0.88
	ΔT	29	27	24	21	29	27	24	20	30	28	24	21	29	27	24	20	29	27	24	20	30	28	25	21
	kW	1.89	1.89	1.89	1.90	2.13	2.13	2.12	2.14	2.39	2.39	2.39	2.40	2.68	2.67	2.67	2.69	3.00	2.99	2.99	3.01	3.37	3.37	3.36	3.38
	Amps	6.9	6.9	6.9	7.0	8.0	8.0	8.0	8.0	9.1	9.1	9.1	9.2	10.4	10.4	10.3	10.4	11.8	11.7	11.7	11.8	13.4	13.4	13.4	13.4
	Hi/PR	287	288	290	295	331	332	334	339	377	378	380	385	427	428	430	435	481	482	484	489	538	539	541	546
Lo/PR	125	127	130	135	133	134	137	142	139	140	143	148	144	146	149	154	150	151	154	159	156	158	161	166	

IDB = Entering Indoor Dry Bulb Temperature
 High and low pressures are measured at the liquid and suction service valves.
 Airflow may vary depending on actual ambient conditions and system operation modes.
 Shaded area is AHRI conditions
 kW = Total system power
 Amps = outdoor unit amps (comp.+fan)

EXPANDED COOLING DATA — DX17VSS361B* / CA*EA3026*4A* + D*96VC1005CNA* AT 100%

IDB	AIRFLOW	OUTDOOR AMBIENT TEMPERATURE												ENTERING INDOOR WET BULB TEMPERATURE											
		65°F				75°F				85°F				95°F				105°F				115°F			
		59	63	67	71	59	63	67	71	59	63	67	71	59	63	67	71	59	63	67	71	59	63	67	71
1050	MBh	34.7	35.2	36.2	-	34.4	34.9	35.9	-	33.5	34.0	35.0	-	31.9	32.4	33.4	-	30.0	30.5	31.5	-	27.4	27.9	28.9	-
	S/T	0.63	0.55	0.40	-	0.64	0.56	0.41	-	0.67	0.58	0.44	-	0.69	0.60	0.46	-	0.71	0.63	0.48	-	1.00	0.67	0.53	-
	ΔT	20	18	15	-	20	18	15	-	20	18	15	-	20	18	15	-	20	18	14	-	21	19	16	-
	kW	2.54	2.53	2.53	-	2.88	2.87	2.87	-	3.25	3.25	3.25	-	3.66	3.66	3.65	-	4.12	4.12	4.11	-	3.86	3.86	3.85	-
	Amps	9.5	9.5	9.5	-	11.0	11.0	11.0	-	12.6	12.6	12.6	-	14.4	14.4	14.4	-	16.4	16.4	16.4	-	15.6	15.6	15.6	-
	Hi PR	284	286	288	-	329	330	332	-	376	378	380	-	427	428	430	-	482	483	485	-	504	505	507	-
Lo PR	116	117	120	-	123	124	127	-	129	130	133	-	134	136	139	-	139	141	144	-	161	163	166	-	
70 1240	MBh	35.3	35.7	36.8	-	34.9	35.4	36.5	-	34.0	34.5	35.6	-	32.5	33.0	34.0	-	30.6	31.0	32.1	-	27.9	28.4	29.4	-
	S/T	0.72	0.63	0.49	-	0.72	0.64	0.49	-	0.75	0.67	0.52	-	0.77	0.69	0.54	-	0.79	0.71	0.57	-	1.00	1.00	0.61	-
	ΔT	18	17	13	-	18	17	13	-	19	17	13	-	18	17	13	-	18	16	13	-	20	18	15	-
	kW	2.56	2.56	2.55	-	2.90	2.90	2.89	-	3.28	3.27	3.27	-	3.69	3.68	3.68	-	4.14	4.14	4.13	-	3.88	3.88	3.87	-
	Amps	9.6	9.6	9.6	-	11.1	11.1	11.1	-	12.7	12.7	12.7	-	14.5	14.5	14.5	-	16.5	16.5	16.5	-	15.7	15.7	15.7	-
	Hi PR	287	289	291	-	332	333	335	-	379	381	383	-	430	431	433	-	485	486	488	-	506	507	509	-
Lo PR	118	119	122	-	125	126	129	-	131	133	136	-	136	138	141	-	142	143	146	-	163	165	168	-	
1430	MBh	35.9	36.4	37.5	-	35.6	36.1	37.2	-	34.7	35.2	36.3	-	33.2	33.6	34.7	-	31.2	31.7	32.8	-	28.6	29.1	30.1	-
	S/T	0.76	0.68	0.53	-	0.76	0.68	0.54	-	0.79	0.71	0.56	-	0.81	0.73	0.58	-	1.00	0.75	0.61	-	1.00	1.00	0.65	-
	ΔT	17	16	12	-	17	15	12	-	18	16	12	-	17	15	12	-	17	15	12	-	19	17	13	-
	kW	2.58	2.57	2.57	-	2.92	2.91	2.91	-	3.29	3.29	3.29	-	3.70	3.70	3.69	-	4.16	4.16	4.15	-	3.89	3.89	3.89	-
	Amps	9.7	9.7	9.7	-	11.2	11.2	11.1	-	12.8	12.8	12.8	-	14.6	14.6	14.6	-	16.6	16.6	16.5	-	15.8	15.8	15.8	-
	Hi PR	290	291	293	-	335	336	338	-	382	383	385	-	433	434	436	-	488	489	491	-	509	510	512	-
Lo PR	120	122	125	-	127	129	132	-	133	135	138	-	139	140	143	-	144	145	148	-	166	167	171	-	
1050	MBh	34.7	35.2	36.3	37.8	34.4	34.9	35.9	37.5	33.5	34.0	35.0	36.6	31.9	32.4	33.5	35.1	30.0	30.5	31.6	33.1	27.4	27.9	28.9	30.5
	S/T	0.77	0.69	0.54	0.39	0.78	0.70	0.55	0.40	0.80	0.72	0.58	0.42	1.00	0.74	0.60	0.44	1.00	0.77	0.62	0.47	1.00	1.00	0.67	0.51
	ΔT	24	22	19	15	24	22	19	15	24	22	19	15	24	22	19	15	24	22	18	15	25	24	20	16
	kW	2.54	2.53	2.53	2.55	2.87	2.87	2.87	2.89	3.25	3.25	3.24	3.27	3.66	3.66	3.65	3.68	4.12	4.12	4.11	4.14	3.86	3.86	3.85	3.87
	Amps	9.5	9.5	9.5	9.6	11.0	11.0	10.9	11.1	12.6	12.6	12.6	12.7	14.4	14.4	14.4	14.5	16.4	16.4	16.4	16.5	15.6	15.6	15.6	15.7
	Hi PR	285	286	288	293	329	331	333	338	377	378	380	385	427	429	431	435	482	483	485	490	504	505	507	511
Lo PR	116	117	120	125	123	124	127	132	129	131	133	138	134	136	139	144	139	141	144	149	161	163	166	171	
75 1240	MBh	35.3	35.8	36.8	38.4	35.0	35.5	36.5	38.1	34.1	34.5	35.6	37.2	32.5	33.0	34.0	35.6	30.6	31.1	32.1	33.7	28.0	28.4	29.4	31.0
	S/T	0.85	0.77	0.63	0.47	0.86	0.78	0.63	0.48	0.89	0.81	0.66	0.51	1.00	0.83	0.68	0.53	1.00	0.85	0.71	0.55	1.00	1.00	0.75	0.60
	ΔT	22	21	17	14	22	21	17	14	23	21	17	14	22	21	17	14	22	20	17	13	24	22	19	15
	kW	2.56	2.55	2.55	2.57	2.90	2.89	2.89	2.91	3.27	3.27	3.27	3.29	3.68	3.67	3.70	3.70	4.14	4.14	4.13	4.16	3.88	3.87	3.87	3.89
	Amps	9.6	9.6	9.6	9.7	11.1	11.1	11.0	11.2	12.7	12.7	12.7	12.8	14.5	14.5	14.6	14.6	16.5	16.5	16.5	16.6	15.7	15.7	15.7	15.8
	Hi PR	288	289	291	296	332	334	336	341	380	381	383	388	430	432	434	438	485	486	488	493	507	508	510	514
Lo PR	118	119	122	127	125	126	129	134	131	133	136	140	136	138	141	146	142	143	146	151	163	165	168	174	
1430	MBh	36.0	36.5	37.5	39.1	35.6	36.1	37.2	38.8	34.7	35.2	36.3	37.9	33.2	33.7	34.7	36.3	31.3	31.8	32.8	34.4	28.6	29.1	30.1	31.7
	S/T	0.90	0.81	0.67	0.51	0.90	0.82	0.67	0.52	1.00	0.85	0.70	0.55	1.00	0.87	0.72	0.57	1.00	0.89	0.75	0.59	1.00	1.00	0.79	0.64
	ΔT	21	20	16	13	21	19	16	13	22	20	16	13	21	19	16	13	21	19	16	12	23	21	18	14
	kW	2.58	2.57	2.57	2.59	2.91	2.91	2.91	2.93	3.29	3.29	3.28	3.31	3.70	3.70	3.69	3.72	4.16	4.16	4.15	4.18	3.89	3.89	3.88	3.91
	Amps	9.7	9.7	9.6	9.8	11.2	11.1	11.1	11.2	12.8	12.8	12.8	12.9	14.6	14.6	14.5	14.7	16.6	16.6	16.5	16.6	15.8	15.8	15.8	15.8
	Hi PR	290	292	294	299	335	337	339	344	382	384	386	391	433	434	436	441	488	489	491	496	509	510	512	517
Lo PR	120	122	125	130	127	129	132	137	134	135	138	143	139	140	143	148	144	145	148	153	166	167	171	176	

IDB = Entering Indoor Dry Bulb Temperature
 High and low pressures are measured at the liquid and suction service valves.
 Airflow may vary depending on actual ambient conditions and system operation modes.
 Shaded area is ACCA (TVA) conditions
 kW = Total system power
 Amps = outdoor unit amps (comp. fan)

IDB	AIRFLOW	OUTDOOR AMBIENT TEMPERATURE												ENTERING INDOOR WET BULB TEMPERATURE											
		65°F				75°F				85°F				95°F				105°F				115°F			
		59	63	67	71	59	63	67	71	59	63	67	71	59	63	67	71	59	63	67	71	59	63	67	71
1050	MBh	34.9	35.4	36.4	38.0	34.6	35.1	36.1	37.7	33.7	34.2	35.2	36.8	32.1	32.6	33.7	35.2	30.2	30.7	31.7	33.3	27.6	28.1	29.1	30.6
	S/T	0.91	0.82	0.68	0.52	1.00	0.83	0.68	0.53	1.00	0.86	0.71	0.56	1.00	0.88	0.73	0.58	1.00	0.90	0.76	0.60	1.00	1.00	0.80	0.65
	ΔT	28	26	23	19	28	26	23	19	28	26	23	19	28	26	23	19	28	26	22	19	30	28	24	21
	kW	2.54	2.53	2.53	2.55	2.88	2.87	2.87	2.89	3.25	3.25	3.25	3.27	3.66	3.66	3.65	3.68	4.12	4.12	4.11	4.14	3.86	3.86	3.85	3.87
	Amps	9.5	9.5	9.5	9.6	11.0	11.0	11.0	11.1	12.6	12.6	12.6	12.7	14.4	14.4	14.4	14.5	16.4	16.4	16.4	16.5	15.6	15.6	15.6	15.7
	Hi PR	285	286	288	293	330	331	333	338	377	378	380	385	428	429	431	436	482	484	486	491	504	505	507	512
Lo PR	116	118	121	126	123	125	128	133	130	131	134	139	135	136	139	144	140	141	144	149	162	163	166	172	
80 1240	MBh	35.5	35.9	37.0	38.6	35.1	35.6	36.7	38.3	34.2	34.7	35.8	37.4	32.7	33.2	34.2	35.8	30.8	31.2	32.3	33.9	28.1	28.6	29.6	31.2
	S/T	0.99	0.91	0.76	0.61	1.00	0.91	0.77	0.61	1.00	0.94	0.80	0.64	1.00	0.96	0.82	0.66	1.00	0.99	0.84	0.69	1.00	1.00	1.00	0.73
	ΔT	26	25	21	18	26	25	21	18	27	25	21	18	26	25	21	18	26	24	21	17	28	26	23	19
	kW	2.56	2.56	2.55	2.58	2.90	2.90	2.89	2.92	3.28	3.27	3.27	3.29	3.69	3.68	3.68	3.70	4.14	4.14	4.13	4.16	3.88	3.88	3.87	3.89
	Amps	9.6	9.6	9.6	9.7	11.1	11.1	11.0	11.2	12.7	12.7	12.7	12.8	14.5	14.5	14.5	14.6	16.5	16.5	16.5	16.6	15.7	15.7	15.7	15.8
	Hi PR	288	289	291	296	333	334	336	341	380	381	383	388	431	432	434	439	485	487	489	494	507	508	510	515
Lo PR	118	120	123	128	125	127	130	135	132	133	136	141	137	138	141	146	142	143	146	151	164	165	169	174	
1430	MBh	36.1	36.6	37.7	39.3	35.8	36.3	37.4	38.9	34.9	35.4	36.5	38.0	33.4	33.8	34.9	36.5	31.4	31.9	33.0	34.6	28.8	29.3	30.3	31.8
	S/T	1.00	0.95	0.80	0.65	1.00	0.96	0.81	0.66	1.00	0.98	0.84	0.68	1.00	1.00	0.86	0.70	1.00	1.00	0.88	0.73	1.00	1.00	1.00	0.77
	ΔT	25	24	20	17	25	23	20	17	26	24	20	17	25	23	20	17	25	23	20	16	27	25	22	18
	kW	2.58	2.57	2.57	2.59	2.92	2.91	2.91	2.93	3.29	3.29	3.29	3.31	3.70	3.70	3.69	3.72	4.16	4.16	4.15	4.18	3.89	3.89	3.89	3.91
	Amps	9.7	9.7	9.7	9.8	11.2	11.2	11.1	11.2	12.8	12.8	12.8	12.9	14.6	14.6	14.5	14.7	16.6	16.6	16.5	16.6	15.8	15.8	15.8	15.9
	Hi PR	291	292	294	299	336	337	339	344	383	384	386	391	434	435	437	442	488	490	492	497	510	511	513	517
Lo PR	121	122	125	130	128	129	132	137	134	135	138	143	139	141	144	149	144	146	149	154	166	168	171	177	

1050	MBh	35.5	36.0	37.0	38.6	35.2	35.7	36.7	38.3	34.3	34.8	35.8	37.4	32.7	33.2	34.2	35.8	30.8	31.3	32.3	33.9	28.2	28.7	29.7	31.2
	S/T	1.00	0.93	0.79	0.63	1.00	0.94	0.79	0.64	1.00	0.97	0.82	0.67	1.00	1.00	0.84	0.69	1.00	1.00	0.87	0.71	1.00	1.00	1.00	0.75
	ΔT	31	30	26	23	31	30	26	23	32	30	26	23	31	29	26	23	31	29	26	22	33	31	28	24
	kW	2.54	2.54	2.54	2.56	2.88	2.88	2.87	2.90	3.26	3.26	3.25	3.28	3.67	3.67	3.66	3.69	4.13	4.12	4.12	4.14	3.86	3.86	3.86	3.88
	Amps	9.5	9.5	9.5	9.6	11.0	11.0	11.0	11.1	12.7	12.7	12.6	12.7	14.4	14.4	14.4	14.5	16.4	16.4	16.4	16.5	15.7	15.7	15.6	15.7
	Hi PR	286	288	290	295	331	333	335	340	378	380	382	387	429	430	432	437	484	485	487	492	506	507	509	513
Lo PR	118	120	122	127	125	127	130	134	131	133	136	141	137	138	141	146	142	143	146	151	164	165	168	174	
85 1240	MBh	36.0	36.5	37.6	39.2	35.7	36.2	37.3	38.8	34.8	35.3	36.3	37.9	33.3	33.7	34.8	36.4	31.3	31.8	32.9	34.5	28.7	29.2	30.2	31.7
	S/T	1.00	1.00	0.87	0.72	1.00	1.00	0.88	0.72	1.00	1.00	0.90	0.75	1.00	1.00	0.93	0.77	1.00	1.00	0.95	0.80	1.00	1.00	1.00	0.83
	ΔT	30	28	25	21	30	28	25	21	30	28	25	22	30	28	25	21	30	28	25	21	32	30	27	23
	kW	2.57	2.56	2.56	2.58	2.90	2.90	2.90	2.92	3.28	3.28	3.27	3.30	3.69	3.69	3.68	3.71	4.15	4.15	4.14	4.17	3.88	3.88	3.88	3.90
	Amps	9.6	9.6	9.6	9.7	11.1	11.1	11.1	11.2	12.8	12.7	12.7	12.8	14.5	14.5	14.5	14.6	16.5	16.5	16.5	16.6	15.7	15.7	15.7	15.8
	Hi PR	289	291	293	298	334	336	338	343	381	383	385	390	432	433	435	440	487	488	490	495	508	509	511	516
Lo PR	120	122	125	129	127	129	132	137	133	135	138	143	139	140	143	148	144	145	148	153	166	167	171	176	
1430	MBh	36.7	37.2	38.3	39.8	36.4	36.9	37.9	39.5	35.5	36.0	37.0	38.6	33.9	34.4	35.5	37.1	32.0	32.5	33.6	35.2	29.4	29.8	30.9	32.4
	S/T	1.00	1.00	0.91	0.76	1.00	1.00	0.92	0.76	1.00	1.00	0.95	0.79	1.00	1.00	0.97	0.81	1.00	1.00	0.99	0.84	1.00	1.00	1.00	0.87
	ΔT	29	27	24	20	29	27	24	20	29	27	24	20	29	27	24	20	29	27	24	20	31	29	25	22
	kW	2.58	2.58	2.57	2.60	2.92	2.92	2.91	2.94	3.30	3.30	3.29	3.32	3.71	3.71	3.70	3.73	4.17	4.16	4.16	4.18	3.90	3.90	3.89	3.91
	Amps	9.7	9.7	9.7	9.8	11.2	11.2	11.2	11.3	12.8	12.8	12.8	12.9	14.6	14.6	14.6	14.7	16.6	16.6	16.6	16.7	15.8	15.8	15.8	15.9
	Hi PR	292	294	296	300	337	338	340	345	384	386	388	393	435	436	438	443	490	491	493	498	511	512	514	519
Lo PR	123	124	127	132	130	131	134	139	136	137	140	145	141	142	145	150	146	148	151	155	168	170	173	179	

IDB = Entering Indoor Dry Bulb Temperature
 High and low pressures are measured at the liquid and suction service valves.
 Airflow may vary depending on actual ambient conditions and system operation modes.

Shaded area is AHRI conditions
 kW = Total system power
 Amps = outdoor unit amps (comp.+fan)

EXPANDED COOLING DATA — DX17VSS421B* / CA*E4860*4A* + D*96VC1005CNA* AT 100%

IDB	AIRFLOW	OUTDOOR AMBIENT TEMPERATURE												ENTERING INDOOR WET BULB TEMPERATURE											
		65°F				75°F				85°F				95°F				105°F				115°F			
		59	63	67	71	59	63	67	71	59	63	67	71	59	63	67	71	59	63	67	71	59	63	67	71
1125	MBh	40.6	41.2	42.4	-	40.2	40.8	42.0	-	39.2	39.7	40.9	-	37.3	37.9	39.1	-	35.1	35.7	36.9	-	27.9	28.4	29.4	-
	S/T	0.59	0.51	0.38	-	0.59	0.52	0.38	-	0.62	0.54	0.41	-	0.64	0.56	0.43	-	0.66	0.58	0.45	-	1.00	0.69	0.55	-
	ΔT	20	18	15	-	20	18	15	-	20	18	15	-	20	18	15	-	20	18	14	-	19	17	14	-
	kW	3.07	3.07	3.06	-	3.48	3.48	3.47	-	3.94	3.93	3.93	-	4.43	4.42	4.42	-	4.98	4.97	4.97	-	4.84	4.83	4.83	-
	Amps	11.6	11.6	11.6	-	13.4	13.4	13.3	-	15.4	15.3	15.3	-	17.5	17.5	17.4	-	19.9	19.9	19.8	-	19.3	19.3	19.2	-
	Hi/PR	280	282	284	-	325	326	328	-	371	372	374	-	421	422	424	-	475	476	478	-	481	482	484	-
Lo/PR	117	118	121	-	124	126	129	-	130	132	135	-	136	137	140	-	141	142	145	-	161	162	166	-	
70 1330	MBh	41.2	41.8	43.0	-	40.9	41.4	42.7	-	39.8	40.4	41.6	-	38.0	38.5	39.8	-	35.7	36.3	37.5	-	28.4	28.9	29.9	-
	S/T	0.67	0.59	0.45	-	0.67	0.60	0.46	-	0.70	0.62	0.49	-	0.72	0.64	0.50	-	0.74	0.66	0.53	-	1.00	1.00	0.63	-
	ΔT	18	17	13	-	18	17	13	-	19	17	13	-	18	17	13	-	18	16	13	-	17	16	13	-
	kW	3.10	3.10	3.09	-	3.51	3.50	3.50	-	3.96	3.96	3.95	-	4.45	4.45	4.44	-	5.00	5.00	4.99	-	4.86	4.86	4.85	-
	Amps	11.7	11.7	11.7	-	13.5	13.5	13.4	-	15.5	15.5	15.4	-	17.6	17.6	17.6	-	20.0	20.0	20.0	-	19.4	19.4	19.3	-
	Hi/PR	283	285	287	-	328	329	331	-	374	375	377	-	424	425	427	-	478	479	481	-	484	485	487	-
Lo/PR	119	121	123	-	126	128	131	-	132	134	137	-	138	139	142	-	143	144	147	-	163	165	168	-	
1525	MBh	42.0	42.6	43.8	-	41.6	42.2	43.4	-	40.6	41.1	42.4	-	38.7	39.3	40.5	-	36.5	37.1	38.3	-	29.1	29.6	30.6	-
	S/T	0.70	0.63	0.49	-	0.71	0.63	0.50	-	0.73	0.66	0.52	-	0.75	0.68	0.54	-	1.00	0.70	0.56	-	1.00	1.00	0.67	-
	ΔT	17	16	12	-	17	16	12	-	18	16	12	-	17	16	12	-	17	15	12	-	16	15	12	-
	kW	3.12	3.12	3.11	-	3.53	3.52	3.52	-	3.98	3.98	3.97	-	4.47	4.47	4.46	-	5.02	5.02	5.01	-	4.88	4.87	4.87	-
	Amps	11.8	11.8	11.8	-	13.6	13.6	13.5	-	15.6	15.5	15.5	-	17.7	17.7	17.7	-	20.1	20.1	20.0	-	19.4	19.4	19.4	-
	Hi/PR	286	287	289	-	330	332	334	-	377	378	380	-	427	428	430	-	481	482	484	-	486	487	489	-
Lo/PR	121	123	126	-	128	130	133	-	135	136	139	-	140	141	144	-	145	147	150	-	165	167	170	-	
1125	MBh	40.6	41.2	42.4	44.3	40.2	40.8	42.0	43.9	39.2	39.8	41.0	42.8	37.4	37.9	39.1	41.0	35.1	35.7	36.9	38.8	27.9	28.4	29.4	31.0
	S/T	0.72	0.64	0.50	0.36	0.72	0.65	0.51	0.37	0.75	0.67	0.54	0.39	1.00	0.69	0.56	0.41	1.00	0.71	0.58	0.43	1.00	1.00	0.69	0.53
	ΔT	24	22	19	15	24	22	19	15	24	22	19	15	24	22	19	15	24	22	18	15	22	21	18	14
	kW	3.07	3.07	3.06	3.09	3.48	3.47	3.47	3.50	3.93	3.93	3.92	3.95	4.43	4.42	4.41	4.45	4.97	4.97	4.96	5.00	4.83	4.83	4.83	4.85
	Amps	11.6	11.6	11.5	11.7	13.4	13.3	13.3	13.5	15.3	15.3	15.3	15.4	17.5	17.5	17.4	17.6	19.9	19.9	19.8	20.0	19.3	19.2	19.2	19.3
	Hi/PR	281	282	284	289	325	326	328	333	371	373	375	379	421	423	425	430	475	477	479	483	481	482	484	489
Lo/PR	117	118	121	126	124	126	129	134	130	132	135	140	136	137	140	145	141	142	145	150	161	162	166	171	
75 1330	MBh	41.3	41.8	43.0	44.9	40.9	41.5	42.7	44.5	39.8	40.4	41.6	43.5	38.0	38.6	39.8	41.6	35.8	36.3	37.6	39.4	28.5	28.9	30.0	31.5
	S/T	0.79	0.72	0.58	0.44	0.80	0.72	0.59	0.45	0.83	0.75	0.61	0.47	1.00	0.77	0.63	0.49	1.00	0.79	0.66	0.51	1.00	1.00	0.77	0.62
	ΔT	22	21	17	14	22	21	17	14	23	21	17	14	22	21	17	14	22	20	17	13	21	19	16	13
	kW	3.10	3.09	3.09	3.12	3.50	3.50	3.49	3.53	3.96	3.96	3.95	3.98	4.45	4.45	4.44	4.47	5.00	5.00	4.99	5.02	4.86	4.85	4.85	4.88
	Amps	11.7	11.7	11.7	11.8	13.5	13.5	13.4	13.6	15.5	15.4	15.4	15.5	17.6	17.6	17.6	17.7	20.0	20.0	19.9	20.1	19.4	19.3	19.3	19.4
	Hi/PR	284	285	287	292	328	329	331	336	374	376	378	382	424	426	428	432	478	480	482	486	484	485	487	491
Lo/PR	119	121	124	129	126	128	131	136	132	134	137	142	138	139	142	147	143	144	147	152	163	165	168	173	
1525	MBh	42.0	42.6	43.8	45.7	41.7	42.2	43.4	45.3	40.6	41.2	42.4	44.2	38.8	39.3	40.6	42.4	36.5	37.1	38.3	40.2	29.1	29.6	30.6	32.2
	S/T	0.83	0.76	0.62	0.48	0.84	0.76	0.63	0.48	1.00	0.79	0.65	0.51	1.00	0.81	0.67	0.53	1.00	0.83	0.69	0.55	1.00	1.00	0.81	0.66
	ΔT	21	20	16	13	21	20	16	13	22	20	16	13	21	20	16	13	21	19	16	12	20	18	15	12
	kW	3.12	3.11	3.11	3.14	3.53	3.52	3.52	3.55	3.98	3.98	3.97	4.00	4.47	4.47	4.46	4.49	5.02	5.02	5.01	5.04	4.87	4.87	4.87	4.89
	Amps	11.8	11.8	11.8	11.9	13.6	13.6	13.5	13.7	15.5	15.5	15.5	15.6	17.7	17.7	17.6	17.8	20.1	20.1	20.0	20.2	19.4	19.4	19.4	19.5
	Hi/PR	286	288	290	294	331	332	334	339	377	378	380	385	427	428	430	435	481	482	484	489	486	487	489	494
Lo/PR	121	123	126	131	128	130	133	138	135	136	139	144	140	141	144	149	145	147	150	155	166	167	170	176	

IDB = Entering indoor Dry Bulb Temperature
 High and low pressures are measured at the liquid and suction service valves.
 Airflow may vary depending on actual ambient conditions and system operation modes.
 Shaded area is ACCA (TVA) conditions
 kW = Total system power
 Amps = outdoor unit amps (comp.-fan)

IDB	AIRFLOW	OUTDOOR AMBIENT TEMPERATURE												ENTERING INDOOR WET BULB TEMPERATURE											
		65°F				75°F				85°F				95°F				105°F				115°F			
		59	63	67	71	59	63	67	71	59	63	67	71	59	63	67	71	59	63	67	71	59	63	67	71
1125	MBh	40.8	41.4	42.6	44.5	40.5	41.0	42.2	44.1	39.4	40.0	41.2	43.0	37.6	38.1	39.4	41.2	35.3	35.9	37.1	39.0	28.1	28.6	29.6	31.2
	S/T	0.84	0.77	0.63	0.49	1.00	0.77	0.64	0.49	1.00	0.80	0.66	0.52	1.00	0.82	0.68	0.54	1.00	0.84	0.70	0.56	1.00	1.00	0.82	0.67
	ΔT	28	26	23	19	28	26	23	19	28	26	23	19	28	26	23	19	28	26	22	19	26	24	21	18
	kW	3.07	3.07	3.06	3.09	3.48	3.48	3.47	3.50	3.94	3.93	3.92	3.96	4.43	4.42	4.42	4.45	4.98	4.97	4.97	5.00	4.84	4.83	4.83	4.85
	Amps	11.6	11.6	11.6	11.7	13.4	13.4	13.3	13.5	15.3	15.3	15.3	15.4	17.5	17.5	17.4	17.6	19.9	19.9	19.8	20.0	19.3	19.3	19.2	19.3
	Hi-PR	281	282	284	289	325	327	329	334	372	373	375	380	422	423	425	430	476	477	479	484	482	483	485	489
Lo-PR	117	119	122	127	125	126	129	134	131	132	135	140	136	138	141	146	141	143	146	151	161	163	166	172	
80 1330	MBh	41.5	42.0	43.3	45.1	41.1	41.7	42.9	44.7	40.0	40.6	41.8	43.7	38.2	38.8	40.0	41.9	36.0	36.5	37.8	39.6	28.6	29.1	30.1	31.7
	S/T	0.92	0.84	0.71	0.57	1.00	0.85	0.71	0.57	1.00	0.88	0.74	0.60	1.00	0.89	0.76	0.62	1.00	0.92	0.78	0.64	1.00	1.00	1.00	0.75
	ΔT	26	25	21	18	26	25	21	18	27	25	21	18	26	25	21	18	26	24	21	17	25	23	20	17
	kW	3.10	3.10	3.09	3.12	3.51	3.50	3.50	3.53	3.96	3.96	3.95	3.98	4.45	4.45	4.44	4.47	5.00	5.00	4.99	5.02	4.86	4.86	4.85	4.88
	Amps	11.7	11.7	11.7	11.8	13.5	13.5	13.4	13.6	15.5	15.5	15.4	15.6	17.6	17.6	17.6	17.7	20.0	20.0	20.0	20.1	19.4	19.4	19.3	19.4
	Hi-PR	284	285	287	292	328	330	332	337	375	376	378	383	425	426	428	433	479	480	482	487	484	485	487	492
Lo-PR	120	121	124	129	127	128	131	136	133	134	137	142	138	140	143	148	143	145	148	153	164	165	168	174	
1525	MBh	42.2	42.8	44.0	45.9	41.9	42.4	43.7	45.5	40.8	41.4	42.6	44.5	39.0	39.5	40.8	42.6	36.7	37.3	38.5	40.4	29.3	29.8	30.8	32.4
	S/T	0.96	0.88	0.75	0.60	1.00	0.89	0.75	0.61	1.00	0.91	0.78	0.63	1.00	0.93	0.80	0.65	1.00	1.00	0.82	0.68	1.00	1.00	1.00	0.79
	ΔT	25	24	20	17	25	24	20	17	26	24	20	17	25	24	20	17	25	23	20	16	24	22	19	16
	kW	3.12	3.12	3.11	3.14	3.53	3.52	3.52	3.55	3.98	3.98	3.97	4.00	4.47	4.47	4.46	4.50	5.02	5.02	5.01	5.05	4.88	4.87	4.87	4.89
	Amps	11.8	11.8	11.8	11.9	13.6	13.6	13.5	13.7	15.6	15.5	15.5	15.6	17.7	17.7	17.6	17.8	20.1	20.1	20.0	20.1	19.4	19.4	19.4	19.5
	Hi-PR	287	288	290	295	331	332	334	339	378	379	381	386	428	429	431	436	482	483	485	490	487	488	490	494
Lo-PR	122	123	126	131	129	130	133	138	135	137	140	145	141	142	145	150	146	147	150	155	166	168	171	176	
1125	MBh	41.5	42.1	43.3	45.2	41.1	41.7	42.9	44.8	40.1	40.7	41.9	43.7	38.2	38.8	40.0	41.9	36.0	36.6	37.8	39.7	28.7	29.2	30.2	31.7
	S/T	1.00	0.87	0.73	0.59	1.00	0.87	0.74	0.59	1.00	0.90	0.76	0.62	1.00	1.00	0.78	0.64	1.00	1.00	0.80	0.66	1.00	1.00	1.00	0.78
	ΔT	31	30	26	23	31	30	26	23	32	30	26	23	31	30	26	23	31	29	26	22	29	27	24	21
	kW	3.08	3.08	3.07	3.10	3.49	3.48	3.48	3.51	3.94	3.94	3.93	3.96	4.43	4.43	4.42	4.46	4.98	4.98	4.97	5.01	4.84	4.84	4.83	4.86
	Amps	11.6	11.6	11.6	11.7	13.4	13.4	13.4	13.5	15.4	15.4	15.3	15.5	17.5	17.5	17.5	17.6	19.9	19.9	19.9	20.0	19.3	19.3	19.3	19.4
	Hi-PR	282	284	286	291	327	328	330	335	373	374	376	381	423	424	426	431	477	478	480	485	483	484	486	490
Lo-PR	119	121	124	129	126	128	131	136	133	134	137	142	138	139	142	147	143	145	148	153	163	165	168	174	
85 1330	MBh	42.2	42.7	43.9	45.8	41.8	42.4	43.6	45.4	40.7	41.3	42.5	44.4	38.9	39.5	40.7	42.5	36.7	37.2	38.5	40.3	29.2	29.7	30.7	32.3
	S/T	1.00	0.95	0.81	0.67	1.00	0.95	0.82	0.67	1.00	1.00	0.84	0.70	1.00	1.00	0.86	0.72	1.00	1.00	0.88	0.74	1.00	1.00	1.00	0.86
	ΔT	30	28	25	21	30	28	25	21	30	28	25	22	30	28	25	21	30	28	25	21	28	26	23	20
	kW	3.11	3.10	3.10	3.13	3.51	3.51	3.50	3.54	3.97	3.97	3.96	3.99	4.46	4.46	4.45	4.48	5.01	5.01	5.00	5.03	4.87	4.86	4.86	4.88
	Amps	11.7	11.7	11.7	11.8	13.5	13.5	13.5	13.6	15.5	15.5	15.5	15.6	17.6	17.6	17.6	17.7	20.0	20.0	20.0	20.1	19.4	19.4	19.4	19.5
	Hi-PR	285	287	289	294	330	331	333	338	376	377	379	384	426	427	429	434	480	481	483	488	486	487	488	493
Lo-PR	121	123	126	131	129	130	133	138	135	136	139	144	140	141	144	149	145	147	150	155	166	167	170	176	
1525	MBh	42.9	43.5	44.7	46.6	42.6	43.1	44.3	46.2	41.5	42.1	43.3	45.1	39.7	40.2	41.5	43.3	37.4	38.0	39.2	41.1	29.9	30.3	31.4	32.9
	S/T	1.00	0.98	0.85	0.70	1.00	0.99	0.85	0.71	1.00	1.00	0.88	0.74	1.00	1.00	0.90	0.76	1.00	1.00	0.92	0.78	1.00	1.00	1.00	0.90
	ΔT	29	27	24	20	29	27	24	20	29	27	24	20	29	27	24	20	29	27	23	20	27	25	22	19
	kW	3.13	3.12	3.12	3.15	3.54	3.53	3.53	3.56	3.99	3.99	3.98	4.01	4.48	4.48	4.47	4.50	5.03	5.03	5.02	5.05	4.88	4.88	4.87	4.90
	Amps	11.8	11.8	11.8	11.9	13.6	13.6	13.6	13.7	15.6	15.6	15.5	15.7	17.7	17.7	17.7	17.8	20.1	20.1	20.1	20.2	19.5	19.5	19.4	19.5
	Hi-PR	288	289	291	296	332	334	336	341	379	380	382	387	429	430	432	437	483	484	486	491	488	489	491	495
Lo-PR	124	125	128	133	131	132	135	140	137	138	141	146	142	144	147	152	147	149	152	157	168	170	173	178	

IDB = Entering Indoor Dry Bulb Temperature
 High and low pressures are measured at the liquid and suction service valves.
 Airflow may vary depending on actual ambient conditions and system operation modes.

Shaded area is AHRI conditions
 kW = Total system power
 Amps = outdoor unit amps (comp.-fan)

EXPANDED COOLING DATA — DX17VSS481B* / CA*E4860*4A* + D*96VC1005CNA* AT 100%

IDB	OUTDOOR AMBIENT TEMPERATURE												ENTERING INDOOR WET BULB TEMPERATURE												
	65°F				75°F				85°F				95°F				105°F				115°F				
	59	63	67	71	59	63	67	71	59	63	67	71	59	63	67	71	59	63	67	71	59	63	67	71	
1160	MBh	46.2	46.8	48.2	-	45.8	46.4	47.8	-	44.5	45.2	46.6	-	42.5	43.1	44.5	-	40.1	40.8	42.2	-	31.7	32.2	33.4	-
	S/T	0.56	0.49	0.36	-	0.57	0.50	0.37	-	0.59	0.52	0.39	-	0.61	0.54	0.41	-	0.64	0.57	0.44	-	1.00	0.64	0.50	-
	ΔT	21	19	15	-	21	19	15	-	21	19	15	-	21	19	15	-	22	20	16	-	23	21	17	-
	kW	3.76	3.75	3.75	-	4.27	4.27	4.26	-	4.84	4.84	4.83	-	5.46	5.46	5.45	-	5.53	5.53	5.52	-	4.62	4.62	4.62	-
	Amps	14.4	14.4	14.3	-	16.6	16.6	16.6	-	19.1	19.1	19.0	-	21.8	21.8	21.7	-	22.6	22.6	22.5	-	18.9	18.9	18.8	-
	Hi/PR	283	284	286	-	327	329	331	-	374	375	377	-	425	426	428	-	480	482	484	-	514	515	517	-
Lo/PR	115	117	120	-	122	124	127	-	128	130	133	-	134	135	138	-	139	140	143	-	149	151	154	-	
70 1370	MBh	46.9	47.6	48.9	-	46.5	47.1	48.5	-	45.3	45.9	47.3	-	43.2	43.9	45.2	-	40.9	41.5	42.9	-	32.3	32.8	34.0	-
	S/T	0.64	0.56	0.43	-	0.64	0.57	0.44	-	0.67	0.59	0.46	-	0.69	0.61	0.48	-	0.72	0.65	0.51	-	1.00	0.71	0.58	-
	ΔT	19	17	14	-	19	17	14	-	19	18	14	-	19	17	14	-	21	19	15	-	21	19	16	-
	kW	3.79	3.79	3.78	-	4.31	4.30	4.29	-	4.88	4.87	4.86	-	5.50	5.49	5.48	-	5.56	5.56	5.55	-	4.65	4.64	4.64	-
	Amps	14.5	14.5	14.5	-	16.8	16.7	16.7	-	19.2	19.2	19.2	-	21.9	21.9	21.9	-	22.7	22.7	22.7	-	19.0	19.0	18.9	-
	Hi/PR	286	287	289	-	330	332	334	-	377	378	380	-	428	429	431	-	483	485	487	-	517	518	520	-
Lo/PR	117	119	122	-	124	126	129	-	130	132	135	-	136	137	140	-	141	143	145	-	152	153	156	-	
1580	MBh	47.8	48.5	49.9	-	47.4	48.1	49.4	-	46.2	46.8	48.2	-	44.1	44.8	46.1	-	41.8	42.4	43.8	-	33.0	33.6	34.7	-
	S/T	0.67	0.60	0.47	-	0.68	0.61	0.48	-	0.70	0.63	0.50	-	0.72	0.65	0.52	-	1.00	0.68	0.55	-	1.00	0.75	0.62	-
	ΔT	18	16	13	-	18	16	13	-	18	16	13	-	18	16	13	-	20	18	14	-	20	18	14	-
	kW	3.82	3.82	3.81	-	4.33	4.33	4.32	-	4.90	4.90	4.89	-	5.52	5.52	5.51	-	5.59	5.58	5.58	-	4.66	4.66	4.65	-
	Amps	14.6	14.6	14.6	-	16.9	16.9	16.8	-	19.4	19.3	19.3	-	22.1	22.0	22.0	-	22.8	22.8	22.8	-	19.0	19.0	19.0	-
	Hi/PR	289	290	292	-	333	334	336	-	380	381	383	-	430	432	434	-	486	487	489	-	519	520	522	-
Lo/PR	120	121	124	-	127	128	131	-	133	134	137	-	138	139	142	-	143	145	148	-	154	155	158	-	
1160	MBh	46.2	46.8	48.2	50.3	45.8	46.4	47.8	49.9	44.6	45.2	46.6	48.7	42.5	43.1	44.5	46.6	40.2	40.8	42.2	44.3	31.7	32.3	33.4	35.2
	S/T	0.69	0.61	0.48	0.35	0.69	0.62	0.49	0.35	0.72	0.64	0.51	0.38	1.00	0.66	0.53	0.40	1.00	0.70	0.56	0.42	1.00	0.77	0.63	0.49
	ΔT	25	23	19	16	25	23	19	16	25	23	20	16	25	23	19	16	27	25	21	17	27	25	22	18
	kW	3.76	3.75	3.74	3.78	4.27	4.26	4.26	4.29	4.84	4.84	4.83	4.87	5.46	5.45	5.45	5.49	5.53	5.53	5.52	5.55	4.62	4.62	4.61	4.64
	Amps	14.4	14.3	14.3	14.5	16.6	16.6	16.5	16.7	19.1	19.1	19.0	19.2	21.8	21.8	21.7	21.9	22.6	22.6	22.5	22.7	18.9	18.9	18.8	18.9
	Hi/PR	283	284	286	291	328	329	331	336	374	376	378	383	425	426	428	433	481	482	484	489	514	515	517	522
Lo/PR	115	117	120	125	122	124	127	132	128	130	133	138	134	135	138	143	139	140	143	148	149	151	154	159	
75 1370	MBh	46.9	47.6	49.0	51.1	46.5	47.2	48.5	50.7	45.3	46.0	47.3	49.5	43.2	43.9	45.3	47.4	40.9	41.5	42.9	45.1	32.3	32.9	34.0	35.8
	S/T	0.76	0.69	0.56	0.42	0.77	0.69	0.56	0.43	0.79	0.72	0.59	0.45	1.00	0.74	0.61	0.47	1.00	0.77	0.64	0.50	1.00	0.84	0.71	0.57
	ΔT	23	21	18	14	23	21	18	14	24	22	18	14	23	21	18	14	25	23	19	15	26	24	20	16
	kW	3.79	3.79	3.78	3.82	4.30	4.30	4.29	4.33	4.87	4.87	4.86	4.90	5.49	5.49	5.48	5.52	5.56	5.56	5.55	5.58	4.64	4.64	4.64	4.66
	Amps	14.5	14.5	14.5	14.6	16.7	16.7	16.7	16.9	19.2	19.2	19.2	19.3	21.9	21.9	21.9	22.0	22.7	22.7	22.7	22.8	19.0	18.9	18.9	19.0
	Hi/PR	286	287	289	294	331	332	334	339	377	379	381	386	428	429	431	436	484	485	487	492	517	518	520	525
Lo/PR	117	119	122	127	124	126	129	134	131	132	135	140	136	137	140	145	141	143	145	150	152	153	156	161	
1580	MBh	47.8	48.5	49.9	52.0	47.4	48.1	49.5	51.6	46.2	46.9	48.3	50.4	44.1	44.8	46.2	48.3	41.8	42.5	43.8	46.0	33.1	33.6	34.8	36.5
	S/T	0.80	0.72	0.59	0.46	0.80	0.73	0.60	0.46	0.83	0.75	0.62	0.49	1.00	0.77	0.64	0.51	1.00	0.81	0.68	0.54	1.00	1.00	0.75	0.60
	ΔT	22	20	17	13	22	20	17	13	22	20	17	13	22	20	17	13	24	22	18	14	25	23	19	15
	kW	3.82	3.81	3.80	3.84	4.33	4.32	4.32	4.35	4.90	4.90	4.89	4.93	5.52	5.52	5.51	5.55	5.58	5.58	5.57	5.61	4.66	4.66	4.65	4.68
	Amps	14.6	14.6	14.6	14.7	16.9	16.8	16.8	17.0	19.3	19.3	19.3	19.5	22.0	22.0	22.0	22.2	22.8	22.8	22.8	22.9	19.0	19.0	19.0	19.1
	Hi/PR	289	290	292	297	333	335	337	342	380	382	384	388	431	432	434	439	487	488	490	495	519	521	522	527
Lo/PR	120	121	124	129	127	128	131	136	133	134	137	142	138	139	142	147	143	145	148	153	154	155	158	163	

IDB = Entering indoor Dry Bulb Temperature
 High and low pressures are measured at the liquid and suction service valves.
 Airflow may vary depending on actual ambient conditions and system operation modes.
 Shaded area is ACCA (TVA) conditions
 kW = Total system power
 Amps = outdoor unit amps (comp.-fan)

IDB	AIRFLOW	OUTDOOR AMBIENT TEMPERATURE												ENTERING INDOOR WET BULB TEMPERATURE											
		65°F				75°F				85°F				95°F				105°F				115°F			
		59	63	67	71	59	63	67	71	59	63	67	71	59	63	67	71	59	63	67	71	59	63	67	71
1160	MBh	46.4	47.1	48.5	50.6	46.0	46.7	48.1	50.2	44.8	45.5	46.8	49.0	42.7	43.4	44.8	46.9	40.4	41.1	42.4	44.6	31.9	32.5	33.6	35.4
	S/T	0.81	0.73	0.60	0.47	1.00	0.74	0.61	0.47	1.00	0.76	0.63	0.50	1.00	0.78	0.65	0.52	1.00	0.82	0.69	0.55	1.00	1.00	0.76	0.61
	ΔT	29	27	23	20	29	27	23	20	29	27	24	20	29	27	23	20	32	30	26	22	32	30	26	22
	kW	3.76	3.75	3.75	3.78	4.27	4.27	4.26	4.30	4.84	4.84	4.83	4.87	5.46	5.46	5.45	5.49	5.53	5.53	5.52	5.56	4.62	4.62	4.62	4.64
	Amps	14.4	14.4	14.3	14.5	16.6	16.6	16.6	16.7	19.1	19.1	19.0	19.2	21.8	21.8	21.7	21.9	22.6	22.6	22.5	22.7	18.9	18.9	18.8	18.9
	Hi-PR	283	285	287	292	328	329	331	336	375	376	378	383	425	427	429	434	481	482	484	489	514	516	517	522
	Lo-PR	116	117	120	125	123	124	127	132	129	130	133	138	134	136	139	143	140	141	144	149	150	151	154	159
	MBh	47.2	47.8	49.2	51.3	46.8	47.4	48.8	50.9	45.5	46.2	47.6	49.7	43.5	44.1	45.5	47.6	41.1	41.8	43.2	45.3	32.5	33.1	34.2	36.0
	S/T	0.88	0.81	0.68	0.54	1.00	0.81	0.68	0.55	1.00	0.84	0.71	0.57	1.00	0.86	0.73	0.59	1.00	0.89	0.76	0.62	1.00	1.00	0.83	0.69
	ΔT	27	26	22	18	27	26	22	18	28	26	22	19	27	26	22	18	30	28	24	20	30	28	24	21
kW	3.79	3.79	3.78	3.82	4.30	4.30	4.29	4.33	4.88	4.87	4.86	4.90	5.50	5.49	5.48	5.52	5.56	5.56	5.55	5.59	4.65	4.64	4.64	4.66	
Amps	14.5	14.5	14.5	14.6	16.8	16.7	16.7	16.9	19.2	19.2	19.2	19.4	21.9	21.9	21.9	22.1	22.7	22.7	22.7	22.8	19.0	19.0	18.9	19.0	
Hi-PR	286	288	290	295	331	332	334	339	378	379	381	386	428	430	432	437	484	485	487	492	517	518	520	525	
Lo-PR	118	119	122	127	125	126	129	134	131	132	135	140	136	138	141	146	142	143	146	151	152	154	157	162	
MBh	48.1	48.7	50.1	52.2	47.7	48.3	49.7	51.8	46.5	47.1	48.5	50.6	44.4	45.0	46.4	48.5	42.0	42.7	44.1	46.2	33.3	33.8	35.0	36.7	
S/T	0.92	0.84	0.71	0.58	1.00	0.85	0.72	0.58	1.00	0.87	0.74	0.61	1.00	0.89	0.76	0.63	1.00	1.00	0.80	0.66	1.00	1.00	0.87	0.73	
ΔT	26	24	21	17	26	24	21	17	27	25	21	17	26	24	21	17	29	27	23	19	29	27	23	19	
kW	3.82	3.81	3.81	3.84	4.33	4.33	4.32	4.36	4.90	4.90	4.89	4.93	5.52	5.52	5.51	5.55	5.59	5.58	5.58	5.61	4.66	4.66	4.65	4.68	
Amps	14.6	14.6	14.6	14.8	16.9	16.9	16.8	17.0	19.4	19.3	19.3	19.5	22.0	22.0	22.0	22.2	22.8	22.8	22.8	22.9	19.0	19.0	19.0	19.1	
Hi-PR	289	291	293	297	334	335	337	342	381	382	384	389	431	432	434	439	487	488	490	495	520	521	523	528	
Lo-PR	120	122	125	129	127	129	132	136	133	135	138	143	139	140	143	148	144	145	148	153	154	156	159	164	
MBh	47.2	47.9	49.3	51.4	46.8	47.5	48.8	50.9	45.6	46.2	47.6	49.7	43.5	44.2	45.5	47.7	41.2	41.8	43.2	45.3	32.6	33.1	34.3	36.1	
S/T	1.00	0.83	0.70	0.56	1.00	0.84	0.71	0.57	1.00	0.86	0.73	0.59	1.00	1.00	0.75	0.61	1.00	1.00	0.78	0.65	1.00	1.00	0.86	0.71	
ΔT	33	31	27	24	33	31	27	23	33	31	27	23	32	31	27	23	36	34	30	26	36	34	30	26	
kW	3.77	3.76	3.76	3.79	4.28	4.28	4.27	4.31	4.85	4.85	4.84	4.88	5.47	5.47	5.46	5.50	5.54	5.54	5.53	5.57	4.63	4.63	4.62	4.65	
Amps	14.4	14.4	14.4	14.5	16.6	16.6	16.6	16.8	19.1	19.1	19.1	19.3	21.8	21.8	21.8	21.9	22.6	22.6	22.6	22.7	18.9	18.9	18.9	19.0	
Hi-PR	285	286	288	293	329	331	333	338	376	378	380	384	427	428	430	435	483	484	486	491	516	517	519	523	
Lo-PR	117	119	122	127	125	126	129	134	131	132	135	140	136	137	140	145	141	143	146	151	152	153	156	161	
MBh	47.9	48.6	50.0	52.1	47.5	48.2	49.6	51.7	46.3	47.0	48.4	50.5	44.2	44.9	46.3	48.4	41.9	42.6	44.0	46.1	33.2	33.7	34.9	36.7	
S/T	1.00	0.90	0.77	0.64	1.00	0.91	0.78	0.64	1.00	0.93	0.80	0.67	1.00	1.00	0.82	0.69	1.00	1.00	0.86	0.72	1.00	1.00	1.00	0.79	
ΔT	31	29	26	22	31	29	26	22	31	29	26	22	31	29	26	22	34	32	28	24	34	32	28	25	
kW	3.80	3.80	3.79	3.83	4.31	4.31	4.30	4.34	4.89	4.88	4.87	4.91	5.51	5.50	5.49	5.53	5.57	5.57	5.56	5.60	4.65	4.65	4.64	4.67	
Amps	14.6	14.6	14.5	14.7	16.8	16.8	16.7	16.9	19.3	19.3	19.2	19.4	22.0	22.0	21.9	22.1	22.8	22.7	22.7	22.9	19.0	19.0	19.0	19.1	
Hi-PR	288	289	291	296	332	334	336	341	379	381	383	387	430	431	433	438	486	487	489	494	519	520	522	526	
Lo-PR	120	121	124	129	127	128	131	136	133	134	137	142	138	139	142	147	143	145	148	153	154	155	158	163	
MBh	48.9	49.5	50.9	53.0	48.4	49.1	50.5	52.6	47.2	47.9	49.3	51.4	45.2	45.8	47.2	49.3	42.8	43.5	44.9	47.0	33.9	34.5	35.6	37.4	
S/T	1.00	0.94	0.81	0.67	1.00	0.95	0.82	0.68	1.00	1.00	0.84	0.70	1.00	1.00	0.86	0.72	1.00	1.00	0.90	0.76	1.00	1.00	1.00	0.83	
ΔT	30	28	25	21	30	28	25	21	30	28	25	21	30	28	25	21	33	31	27	23	33	31	27	23	
kW	3.83	3.82	3.82	3.85	4.34	4.34	4.33	4.37	4.91	4.91	4.90	4.94	5.53	5.53	5.52	5.56	5.60	5.59	5.58	5.62	4.67	4.67	4.66	4.69	
Amps	14.7	14.7	14.6	14.8	16.9	16.9	16.9	17.0	19.4	19.4	19.3	19.5	22.1	22.1	22.0	22.2	22.9	22.9	22.8	23.0	19.1	19.1	19.0	19.1	
Hi-PR	291	292	294	299	335	337	339	344	382	383	385	390	433	434	436	441	488	490	492	497	521	522	524	529	
Lo-PR	122	123	126	131	129	130	133	138	135	137	139	144	140	142	145	150	146	147	150	155	156	158	161	166	

IDB = Entering indoor Dry Bulb Temperature
 High and low pressures are measured at the liquid and suction service valves.
 Airflow may vary depending on actual ambient conditions and system operation modes.

Shaded area is AHRI conditions
 kW = Total system power
 Amps = outdoor unit amps (comp.-fan)

IDB	AIRFLOW	OUTDOOR AMBIENT TEMPERATURE												ENTERING INDOOR WET BULB TEMPERATURE											
		65°F				75°F				85°F				95°F				105°F				115°F			
		59	63	67	71	59	63	67	71	59	63	67	71	59	63	67	71	59	63	67	71	59	63	67	71
1390	MBh	54.8	55.6	57.2	-	54.3	55.1	56.7	-	52.9	53.7	55.3	-	50.4	51.2	52.8	-	45.6	46.4	48.0	-	36.2	36.8	38.1	-
	S/T	0.57	0.49	0.36	-	0.57	0.50	0.37	-	0.60	0.52	0.39	-	0.61	0.54	0.41	-	0.66	0.59	0.45	-	1.00	0.64	0.51	-
	ΔT	21	19	16	-	21	19	16	-	21	19	16	-	21	19	15	-	20	18	15	-	23	21	17	-
	kW	4.45	4.45	4.44	-	5.06	5.06	5.05	-	5.75	5.74	5.73	-	6.48	6.48	6.47	-	7.06	7.06	7.05	-	4.91	4.91	4.91	-
	Amps	17.1	17.0	17.0	-	19.7	19.7	19.7	-	22.7	22.7	22.6	-	25.9	25.9	25.8	-	28.4	28.4	28.4	-	19.8	19.8	19.7	-
	Hi/PR	302	304	306	-	350	352	354	-	400	402	404	-	454	456	458	-	498	499	501	-	514	515	517	-
Lo/PR	109	111	114	-	116	117	120	-	122	123	126	-	127	128	131	-	143	144	147	-	152	153	157	-	
70 1630	MBh	55.7	56.4	58.1	-	55.2	55.9	57.6	-	53.7	54.5	56.2	-	51.3	52.0	53.7	-	46.4	47.2	48.8	-	36.9	37.5	38.8	-
	S/T	0.64	0.56	0.43	-	0.64	0.57	0.44	-	0.67	0.59	0.46	-	0.69	0.61	0.48	-	1.00	0.66	0.53	-	1.00	0.71	0.58	-
	ΔT	20	18	14	-	20	18	14	-	20	18	14	-	20	18	14	-	19	17	13	-	21	19	15	-
	kW	4.49	4.48	4.47	-	5.10	5.10	5.09	-	5.78	5.78	5.77	-	6.52	6.52	6.51	-	7.10	7.10	7.09	-	4.94	4.93	4.93	-
	Amps	17.2	17.2	17.2	-	19.9	19.9	19.8	-	22.9	22.8	22.8	-	26.1	26.0	26.0	-	28.6	28.6	28.5	-	19.9	19.9	19.8	-
	Hi/PR	306	307	309	-	353	355	357	-	403	405	407	-	457	459	461	-	501	502	504	-	517	518	520	-
Lo/PR	111	113	116	-	118	119	122	-	124	125	128	-	129	130	133	-	145	146	149	-	154	156	159	-	
1880	MBh	56.7	57.5	59.2	-	56.3	57.0	58.7	-	54.8	55.6	57.2	-	52.4	53.1	54.8	-	47.5	48.2	49.8	-	37.7	38.4	39.7	-
	S/T	0.67	0.60	0.47	-	0.68	0.61	0.48	-	0.70	0.63	0.50	-	0.72	0.65	0.52	-	1.00	0.70	0.56	-	1.00	0.75	0.62	-
	ΔT	19	17	13	-	18	17	13	-	19	17	13	-	18	17	13	-	18	16	12	-	20	18	14	-
	kW	4.52	4.52	4.51	-	5.13	5.13	5.12	-	5.82	5.81	5.80	-	6.55	6.55	6.54	-	7.13	7.13	7.12	-	4.95	4.95	4.95	-
	Amps	17.4	17.3	17.3	-	20.0	20.0	20.0	-	23.0	23.0	22.9	-	26.2	26.2	26.1	-	28.7	28.7	28.7	-	20.0	19.9	19.9	-
	Hi/PR	309	310	312	-	356	358	360	-	406	408	410	-	460	462	464	-	504	505	507	-	519	520	522	-
Lo/PR	114	115	118	-	120	122	124	-	126	127	130	-	131	132	135	-	147	149	152	-	156	158	161	-	
1390	MBh	54.9	55.6	57.3	59.8	54.4	55.1	56.8	59.3	52.9	53.7	55.3	57.9	50.5	51.2	52.9	55.4	45.7	46.4	48.0	50.4	36.2	36.8	38.2	40.2
	S/T	0.69	0.62	0.49	0.35	0.70	0.62	0.49	0.36	0.72	0.65	0.52	0.38	0.74	0.67	0.54	0.40	1.00	0.72	0.58	0.44	1.00	0.77	0.63	0.49
	ΔT	25	23	20	16	25	22	20	16	26	24	20	16	25	23	20	16	24	22	19	15	27	25	21	17
	kW	4.45	4.44	4.43	4.48	5.06	5.05	5.04	5.09	5.74	5.74	5.73	5.77	6.48	6.48	6.46	6.51	7.06	7.06	7.05	7.09	4.91	4.91	4.90	4.93
	Amps	17.0	17.0	17.0	17.2	19.7	19.7	19.6	19.8	22.7	22.7	22.6	22.8	25.9	25.9	25.8	26.0	28.4	28.4	28.3	28.5	19.8	19.8	19.7	19.8
	Hi/PR	303	304	306	311	351	352	354	359	401	402	404	409	455	456	458	463	498	498	500	502	514	515	517	522
Lo/PR	109	111	114	118	116	118	120	125	122	123	126	131	127	128	131	136	143	144	147	152	152	153	157	162	
75 1630	MBh	55.7	56.5	58.1	60.6	55.2	56.0	57.6	60.1	53.8	54.5	56.2	58.7	51.3	52.1	53.7	56.2	46.5	47.2	48.8	51.2	36.9	37.5	38.8	40.9
	S/T	0.76	0.69	0.56	0.42	0.77	0.69	0.56	0.43	0.79	0.72	0.59	0.45	0.81	0.74	0.61	0.47	1.00	0.79	0.65	0.51	1.00	1.00	0.71	0.57
	ΔT	24	22	18	15	24	22	18	15	24	22	19	15	24	22	18	15	23	21	17	14	25	24	20	16
	kW	4.49	4.48	4.47	4.52	5.10	5.09	5.08	5.13	5.78	5.77	5.76	5.81	6.52	6.51	6.50	6.55	7.10	7.09	7.08	7.13	4.93	4.93	4.93	4.95
	Amps	17.2	17.2	17.1	17.3	19.9	19.8	19.8	20.0	22.8	22.8	22.8	23.0	26.0	26.0	26.0	26.2	28.6	28.5	28.5	28.7	19.9	19.8	19.8	19.9
	Hi/PR	306	307	309	315	354	355	357	362	404	405	407	412	458	459	461	466	501	503	505	510	517	518	520	525
Lo/PR	111	113	116	120	118	119	122	127	124	125	128	133	129	130	133	138	145	146	149	154	154	156	159	164	
1880	MBh	56.8	57.6	59.2	61.7	56.3	57.1	58.7	61.2	54.9	55.6	57.3	59.8	52.4	53.2	54.8	57.3	47.5	48.3	49.9	52.3	37.8	38.4	39.7	41.7
	S/T	0.80	0.72	0.59	0.46	0.80	0.73	0.60	0.46	0.83	0.75	0.62	0.49	0.85	0.77	0.64	0.51	1.00	0.83	0.69	0.55	1.00	1.00	0.75	0.60
	ΔT	23	21	17	13	23	21	17	13	23	21	17	14	23	21	17	13	22	20	16	13	24	22	19	15
	kW	4.52	4.51	4.50	4.55	5.13	5.12	5.11	5.16	5.81	5.81	5.80	5.84	6.55	6.55	6.54	6.58	7.13	7.12	7.11	7.16	4.95	4.95	4.94	4.97
	Amps	17.3	17.3	17.3	17.5	20.0	20.0	19.9	20.1	23.0	23.0	22.9	23.1	26.2	26.2	26.1	26.3	28.7	28.7	28.6	28.8	19.9	19.9	19.9	20.0
	Hi/PR	309	310	312	318	357	358	360	365	407	408	410	415	461	462	464	469	504	506	508	513	520	521	523	527
Lo/PR	114	115	118	122	120	122	124	129	126	127	130	135	131	132	135	140	147	149	152	157	156	158	161	166	

IDB = Entering indoor Dry Bulb Temperature
 High and low pressures are measured at the liquid and suction service valves.
 Airflow may vary depending on actual ambient conditions and system operation modes.
 Shaded area is ACCA (TVA) conditions
 kW = Total system power
 Amps = outdoor unit amps (comp.-fan)

EXPANDED COOLING DATA — DX17VSS181BA / CA*EA1818*4A*+ DTA119A71 AT 100%

IDB	AIRFLOW	OUTDOOR AMBIENT TEMPERATURE																							
		65°F				75°F				85°F				95°F				105°F				115°F			
		59	63	67	71	59	63	67	71	59	63	67	71	59	63	67	71	59	63	67	71	59	63	67	71
510	MBh	17.1	17.3	17.8	-	16.9	17.1	17.7	-	16.5	16.7	17.2	-	15.7	15.9	16.4	-	14.7	15.0	15.5	-	13.9	14.1	14.6	-
	S/T	0.59	0.51	0.38	-	0.60	0.52	0.39	-	0.62	0.55	0.41	-	0.64	0.57	0.43	-	1.00	0.59	0.45	-	1.00	0.64	0.50	-
	ΔT	21	19	16	-	21	19	16	-	22	20	16	-	21	19	16	-	21	19	15	-	22	20	17	-
	kW	1.02	1.02	1.01	-	1.14	1.13	1.13	-	1.27	1.27	1.27	-	1.41	1.41	1.41	-	1.57	1.57	1.57	-	1.76	1.76	1.76	-
	Amps	3.5	3.5	3.5	-	4.0	4.0	4.0	-	4.6	4.6	4.6	-	5.2	5.2	5.2	-	5.9	5.9	5.9	-	6.7	6.7	6.7	-
70	Hi PR	249	251	252	-	289	290	292	-	330	331	333	-	375	376	378	-	423	424	425	-	474	475	477	-
	Lo PR	123	125	128	-	130	132	135	-	137	139	142	-	143	144	147	-	148	150	153	-	155	156	160	-
	MBh	17.3	17.6	18.1	-	17.2	17.4	17.9	-	16.7	17.0	17.5	-	15.9	16.2	16.7	-	15.0	15.3	15.8	-	14.2	14.4	14.9	-
	S/T	0.67	0.59	0.45	-	0.67	0.60	0.46	-	0.70	0.62	0.49	-	1.00	0.64	0.51	-	1.00	0.66	0.53	-	1.00	0.71	0.58	-
	ΔT	20	18	14	-	20	18	14	-	20	18	14	-	20	18	14	-	20	18	14	-	21	19	15	-
600	kW	1.02	1.02	1.02	-	1.14	1.14	1.14	-	1.28	1.28	1.27	-	1.42	1.42	1.42	-	1.58	1.58	1.58	-	1.77	1.77	1.77	-
	Amps	3.5	3.5	3.5	-	4.0	4.0	4.0	-	4.6	4.6	4.6	-	5.2	5.2	5.2	-	5.9	5.9	5.9	-	6.7	6.7	6.7	-
	Hi PR	252	253	255	-	291	293	294	-	333	334	336	-	377	378	380	-	425	426	428	-	476	477	479	-
	Lo PR	125	127	130	-	133	134	137	-	139	141	144	-	145	146	149	-	150	152	155	-	157	159	162	-
	MBh	17.6	17.9	18.4	-	17.5	17.7	18.2	-	17.0	17.3	17.8	-	16.3	16.5	17.0	-	15.3	15.6	16.1	-	14.5	14.7	15.2	-
690	S/T	0.70	0.63	0.49	-	0.71	0.63	0.50	-	0.74	0.66	0.52	-	1.00	0.68	0.54	-	1.00	0.70	0.57	-	1.00	0.75	0.62	-
	ΔT	19	17	13	-	19	17	13	-	19	17	13	-	19	17	13	-	18	16	13	-	20	18	14	-
	kW	1.03	1.03	1.03	-	1.15	1.15	1.15	-	1.28	1.28	1.28	-	1.43	1.43	1.42	-	1.59	1.59	1.59	-	1.78	1.78	1.77	-
	Amps	3.5	3.5	3.5	-	4.0	4.0	4.0	-	4.6	4.6	4.6	-	5.3	5.2	5.2	-	6.0	5.9	5.9	-	6.8	6.8	6.8	-
	Hi PR	254	256	257	-	294	295	297	-	335	336	338	-	380	381	383	-	428	429	431	-	479	480	482	-
Lo PR	128	129	132	-	135	137	140	-	142	143	146	-	147	149	152	-	153	154	157	-	160	161	164	-	

510	MBh	17.1	17.3	17.8	18.6	16.9	17.2	17.7	18.4	16.5	16.7	17.2	18.0	15.7	15.9	16.4	17.2	14.8	15.0	15.5	16.3	13.9	14.1	14.7	15.4
	S/T	0.72	0.64	0.51	0.37	0.73	0.65	0.51	0.37	1.00	0.68	0.54	0.40	1.00	0.69	0.56	0.42	1.00	0.72	0.58	0.44	1.00	1.00	0.63	0.49
	ΔT	26	24	20	16	26	24	20	16	26	24	20	16	25	24	20	16	25	23	20	16	26	25	21	17
	kW	1.02	1.01	1.01	1.02	1.14	1.13	1.13	1.14	1.27	1.27	1.27	1.27	1.41	1.41	1.41	1.42	1.57	1.57	1.57	1.58	1.76	1.76	1.76	1.77
	Amps	3.5	3.5	3.5	3.5	4.0	4.0	4.0	4.0	4.6	4.6	4.6	4.6	5.2	5.2	5.2	5.2	5.9	5.9	5.9	5.9	6.7	6.7	6.7	6.7
75	Hi PR	250	251	253	257	289	290	292	296	330	332	333	338	375	376	378	382	423	424	426	430	474	475	477	481
	Lo PR	123	125	128	133	131	132	135	140	137	139	142	147	143	144	147	153	148	150	153	158	155	156	160	165
	MBh	17.3	17.6	18.1	18.9	17.2	17.4	17.9	18.7	16.7	17.0	17.5	18.3	16.0	16.2	16.7	17.5	15.0	15.3	15.8	16.6	14.2	14.4	14.9	15.7
	S/T	0.80	0.72	0.58	0.44	0.80	0.73	0.59	0.45	1.00	0.75	0.62	0.47	1.00	0.77	0.63	0.49	1.00	0.79	0.66	0.51	1.00	1.00	0.71	0.57
	ΔT	24	22	19	15	24	22	18	15	24	22	19	15	24	22	18	15	24	22	18	14	25	23	19	16
600	kW	1.02	1.02	1.02	1.03	1.14	1.14	1.14	1.15	1.28	1.27	1.27	1.28	1.42	1.42	1.43	1.58	1.58	1.58	1.59	1.77	1.77	1.77	1.78	
	Amps	3.5	3.5	3.5	3.5	4.0	4.0	4.0	4.0	4.6	4.6	4.6	4.6	5.2	5.2	5.2	5.9	5.9	5.9	5.9	6.7	6.7	6.7	6.8	
	Hi PR	252	253	255	259	292	293	295	299	333	334	336	340	377	379	380	385	425	427	428	433	477	478	479	484
	Lo PR	125	127	130	135	133	134	137	143	139	141	144	149	145	146	149	155	150	152	155	160	157	159	162	167
	MBh	17.7	17.9	18.4	19.2	17.5	17.7	18.3	19.0	17.1	17.3	17.8	18.6	16.3	16.5	17.0	17.8	15.4	15.6	16.1	16.9	14.5	14.7	15.2	16.0
690	S/T	0.83	0.76	0.62	0.48	1.00	0.76	0.63	0.48	1.00	0.79	0.65	0.51	1.00	0.81	0.67	0.53	1.00	0.83	0.69	0.55	1.00	1.00	0.75	0.60
	ΔT	23	21	17	14	23	21	17	14	23	21	18	14	23	21	17	14	23	21	17	13	24	22	18	15
	kW	1.03	1.03	1.03	1.04	1.15	1.15	1.15	1.15	1.28	1.28	1.28	1.29	1.43	1.43	1.43	1.59	1.59	1.59	1.59	1.78	1.78	1.77	1.78	
	Amps	3.5	3.5	3.5	3.6	4.0	4.0	4.0	4.1	4.6	4.6	4.6	4.6	5.2	5.2	5.2	5.3	5.9	5.9	5.9	5.9	6.8	6.8	6.8	6.8
	Hi PR	255	256	258	262	294	295	297	301	335	337	338	343	380	381	383	387	428	429	431	435	479	480	482	486
Lo PR	128	129	132	138	135	137	140	145	142	143	146	152	147	149	152	157	153	154	157	163	160	161	164	169	

IDB = Entering Indoor Dry Bulb Temperature
 High and low pressures are measured at the liquid and suction service valves.
 Airflow may vary depending on actual ambient conditions and system operation modes.

Shaded area is ACCA (TVA) conditions
 kW = Total system power
 Amps = outdoor unit amps (comp. + fan)

IDB	AIRFLOW	OUTDOOR AMBIENT TEMPERATURE																							
		65°F				75°F				85°F				95°F				105°F				115°F			
		59	63	67	71	59	63	67	71	59	63	67	71	59	63	67	71	59	63	67	71	59	63	67	71
510	MBh	17.2	17.4	17.9	18.7	17.0	17.2	17.7	18.5	16.6	16.8	17.3	18.1	15.8	16.0	16.5	17.3	14.8	15.1	15.6	16.4	14.0	14.2	14.7	15.5
	S/T	1.00	0.77	0.63	0.49	1.00	0.78	0.64	0.50	1.00	0.80	0.67	0.52	1.00	0.82	0.68	0.54	1.00	1.00	0.71	0.56	1.00	1.00	0.76	0.62
	ΔT	30	28	24	21	30	28	24	20	30	28	25	21	30	28	24	20	30	28	24	20	31	29	25	21
	kW	1.02	1.02	1.01	1.02	1.14	1.13	1.13	1.14	1.27	1.27	1.27	1.28	1.41	1.41	1.41	1.42	1.57	1.57	1.57	1.58	1.76	1.76	1.76	1.77
	Amps	3.5	3.5	3.5	3.5	4.0	4.0	4.0	4.0	4.6	4.6	4.6	4.6	5.2	5.2	5.2	5.2	5.9	5.9	5.9	5.9	6.7	6.7	6.7	6.7
	Hi-PR	250	251	253	257	290	291	292	297	331	332	334	338	375	376	378	383	423	424	426	431	475	476	477	482
	Lo-PR	124	125	128	133	131	133	136	141	138	139	142	148	143	145	148	153	149	150	153	159	155	157	160	165
	MBh	17.4	17.7	18.2	18.9	17.3	17.5	18.0	18.8	16.8	17.1	17.6	18.3	16.0	16.3	16.8	17.6	15.1	15.4	15.9	16.6	14.3	14.5	15.0	15.8
	S/T	1.00	0.85	0.71	0.57	1.00	0.85	0.72	0.57	1.00	0.88	0.74	0.60	1.00	1.00	0.76	0.62	1.00	1.00	0.78	0.64	1.00	1.00	0.83	0.69
	ΔT	28	26	23	19	28	26	23	19	29	27	23	19	28	26	23	19	28	26	23	19	27	27	24	20
kW	1.02	1.02	1.02	1.03	1.14	1.14	1.14	1.15	1.28	1.28	1.27	1.28	1.42	1.42	1.42	1.4	1.58	1.58	1.58	1.59	1.77	1.77	1.77	1.78	
Amps	3.5	3.5	3.5	3.5	4.0	4.0	4.0	4.0	4.6	4.6	4.6	4.6	5.2	5.2	5.2	5.3	5.9	5.9	5.9	6.0	6.7	6.7	6.7	6.8	
Hi-PR	253	254	256	260	292	293	295	299	333	335	336	341	378	379	381	385.1	426	427	429	433	477	478	480	484	
Lo-PR	126	127	130	136	133	135	138	143	140	141	144	150	145	147	150	155	151	152	155	161	158	159	162	168	
MBh	17.7	18.0	18.5	19.3	17.6	17.8	18.3	19.1	17.1	17.4	17.9	18.7	16.4	16.6	17.1	17.9	15.4	15.7	16.2	17.0	14.6	14.8	15.3	16.1	
S/T	1.00	0.88	0.75	0.60	1.00	0.89	0.75	0.61	1.00	0.91	0.78	0.64	1.00	1.00	0.80	0.66	1.00	1.00	0.82	0.68	1.00	1.00	0.87	0.73	
ΔT	27	25	22	18	27	25	22	18	27	26	22	18	27	25	22	18	27	25	21	18	28	26	23	19	
kW	1.03	1.03	1.03	1.04	1.15	1.15	1.15	1.16	1.28	1.28	1.28	1.29	1.43	1.43	1.42	1.43	1.59	1.59	1.59	1.59	1.78	1.78	1.77	1.78	
Amps	3.5	3.5	3.5	3.6	4.0	4.0	4.0	4.1	4.6	4.6	4.6	4.7	5.3	5.2	5.2	5.3	6.0	5.9	5.9	6.0	6.8	6.8	6.8	6.8	
Hi-PR	255	256	258	262	295	296	297	302	336	337	339	343	380	381	383	388	428	429	431	436	480	481	482	487	
Lo-PR	128	130	133	138	136	137	140	146	142	144	147	152	148	149	152	158	153	155	158	163	160	162	165	170	
MBh	17.4	17.7	18.2	19.0	17.3	17.5	18.0	18.8	16.8	17.1	17.6	18.4	16.1	16.3	16.8	17.6	15.1	15.4	15.9	16.7	14.3	14.5	15.0	15.8	
S/T	1.00	0.87	0.74	0.59	1.00	0.88	0.74	0.60	1.00	1.00	0.77	0.62	1.00	1.00	0.79	0.64	1.00	1.00	0.81	0.66	1.00	1.00	1.00	0.72	
ΔT	34	32	28	24	34	32	28	24	34	32	28	25	34	32	28	24	33	31	28	24	35	33	29	25	
kW	1.02	1.02	1.02	1.02	1.14	1.14	1.13	1.14	1.27	1.27	1.27	1.28	1.42	1.41	1.41	1.42	1.58	1.58	1.57	1.58	1.77	1.76	1.76	1.77	
Amps	3.5	3.5	3.5	3.5	4.0	4.0	4.0	4.0	4.6	4.6	4.6	4.6	5.2	5.2	5.2	5.2	5.9	5.9	5.9	5.9	6.7	6.7	6.7	6.8	
Hi-PR	251	252	254	259	291	292	294	298	332	333	335	339	377	378	379	384	425	426	427	432	476	477	479	483	
Lo-PR	125	127	130	135	133	134	138	143	139	141	144	149	145	147	150	155	151	152	155	160	157	159	162	167	
MBh	17.7	17.9	18.5	19.2	17.6	17.8	18.3	19.1	17.1	17.3	17.9	18.6	16.3	16.6	17.1	17.9	15.4	15.6	16.1	16.9	14.5	14.8	15.3	16.1	
S/T	1.00	0.95	0.81	0.67	1.00	1.00	0.82	0.67	1.00	1.00	0.84	0.70	1.00	1.00	0.86	0.72	1.00	1.00	0.88	0.74	1.00	1.00	1.00	0.79	
ΔT	32	30	27	23	32	30	27	23	32	31	27	23	32	30	27	23	32	30	26	23	33	31	28	24	
kW	1.03	1.03	1.02	1.03	1.15	1.14	1.14	1.15	1.28	1.28	1.28	1.28	1.42	1.42	1.42	1.43	1.58	1.58	1.58	1.59	1.77	1.77	1.77	1.78	
Amps	3.5	3.5	3.5	3.5	4.0	4.0	4.0	4.1	4.6	4.6	4.6	4.6	5.2	5.2	5.2	5.3	5.9	5.9	5.9	6.0	6.8	6.8	6.7	6.8	
Hi-PR	254	255	257	261	293	294	296	301	335	336	337	342	379	380	382	386	427	428	430	434	478	479	481	485	
Lo-PR	128	129	132	137	135	137	140	145	142	143	146	152	147	149	152	157	153	154	157	163	159	161	164	169	
MBh	18.0	18.3	18.8	19.6	17.9	18.1	18.6	19.4	17.4	17.7	18.2	19.0	16.7	16.9	17.4	18.2	15.7	16.0	16.5	17.3	14.9	15.1	15.6	16.4	
S/T	1.00	0.98	0.85	0.71	1.00	1.00	0.86	0.71	1.00	1.00	0.88	0.74	1.00	1.00	0.90	0.76	1.00	1.00	1.00	0.78	1.00	1.00	1.00	0.83	
ΔT	31	29	26	22	31	29	25	22	31	29	26	22	31	29	25	22	31	29	25	21	32	30	26	23	
kW	1.03	1.03	1.03	1.04	1.15	1.15	1.15	1.16	1.28	1.28	1.28	1.29	1.43	1.43	1.43	1.44	1.59	1.59	1.59	1.60	1.78	1.78	1.78	1.79	
Amps	3.5	3.5	3.5	3.6	4.1	4.1	4.0	4.1	4.6	4.6	4.6	4.7	5.3	5.3	5.2	5.3	6.0	6.0	5.9	6.0	6.8	6.8	6.8	6.8	
Hi-PR	256	257	259	264	296	297	299	303	337	338	340	344	382	383	384	389	430	431	432	437	481	482	484	488	
Lo-PR	130	132	135	140	138	139	142	147	144	146	149	154	150	151	154	160	155	157	160	165	162	163	167	172	

IDB = Entering Indoor Dry Bulb Temperature
 High and low pressures are measured at the liquid and suction service valves.
 Airflow may vary depending on actual ambient conditions and system operation modes.

Shaded area is AHRI conditions
 kW = Total system power
 Amps = outdoor unit amps (comp.-fan)

IDB	AIRFLOW	OUTDOOR AMBIENT TEMPERATURE												ENTERING INDOOR WET BULB TEMPERATURE											
		65°F				75°F				85°F				95°F				105°F				115°F			
		59	63	67	71	59	63	67	71	59	63	67	71	59	63	67	71	59	63	67	71	59	63	67	71
680	MBh	22.7	23.1	23.7	-	22.5	22.9	23.5	-	21.9	22.3	22.9	-	20.9	21.2	21.9	-	19.7	20.0	20.7	-	18.5	18.8	19.5	-
	S/T	0.59	0.51	0.38	-	0.60	0.52	0.39	-	0.62	0.55	0.41	-	0.64	0.57	0.43	-	0.66	0.59	0.45	-	1.00	0.64	0.50	-
	ΔT	21	19	16	-	21	19	16	-	22	20	16	-	21	19	16	-	21	19	15	-	22	20	17	-
	kW	1.52	1.52	1.52	-	1.71	1.71	1.71	-	1.92	1.92	1.92	-	2.15	2.15	2.15	-	2.41	2.41	2.40	-	2.71	2.71	2.70	-
	Amps	5.3	5.3	5.3	-	6.2	6.2	6.1	-	7.1	7.1	7.1	-	8.1	8.1	8.1	-	9.2	9.2	9.2	-	10.5	10.5	10.5	-
70	Hi-PR	269	270	272	-	311	312	314	-	356	357	359	-	403	405	406	-	455	456	458	-	510	511	513	-
	Lo-PR	118	119	122	-	125	126	129	-	131	133	136	-	136	138	141	-	142	143	146	-	148	150	153	-
	MBh	23.1	23.4	24.1	-	22.9	23.2	23.9	-	22.3	22.6	23.3	-	21.3	21.6	22.3	-	20.0	20.3	21.0	-	18.9	19.2	19.9	-
	S/T	0.67	0.59	0.45	-	0.67	0.60	0.46	-	0.70	0.62	0.49	-	0.72	0.64	0.51	-	1.00	0.66	0.53	-	1.00	0.71	0.58	-
	ΔT	20	18	14	-	20	18	14	-	20	18	15	-	20	18	14	-	20	18	14	-	21	19	15	-
920	kW	1.53	1.53	1.53	-	1.72	1.72	1.72	-	1.93	1.93	1.93	-	2.16	2.16	2.16	-	2.42	2.42	2.42	-	2.72	2.72	2.72	-
	Amps	5.4	5.4	5.4	-	6.2	6.2	6.2	-	7.1	7.1	7.1	-	8.1	8.1	8.1	-	9.3	9.2	9.2	-	10.6	10.6	10.5	-
	Hi-PR	271	273	274	-	314	315	317	-	358	359	361	-	406	407	409	-	458	459	461	-	513	514	516	-
	Lo-PR	120	121	124	-	127	128	131	-	133	135	138	-	139	140	143	-	144	145	148	-	150	152	155	-
	MBh	23.5	23.9	24.5	-	23.3	23.6	24.3	-	22.7	23.1	23.7	-	21.7	22.0	22.7	-	20.5	20.8	21.5	-	19.3	19.6	20.3	-

680	MBh	22.7	23.1	23.8	24.8	22.5	22.9	23.5	24.6	21.9	22.3	23.0	24.0	20.9	21.2	21.9	23.0	19.7	20.0	20.7	21.7	18.5	18.9	19.5	20.6
	S/T	0.72	0.64	0.51	0.37	0.73	0.65	0.51	0.37	0.75	0.68	0.54	0.40	1.00	0.69	0.56	0.42	1.00	0.72	0.58	0.44	1.00	0.77	0.63	0.49
	ΔT	26	24	20	16	26	24	20	16	26	24	20	16	26	24	20	16	25	23	20	16	26	25	21	17
	kW	1.52	1.52	1.51	1.53	1.71	1.71	1.70	1.72	1.92	1.92	1.92	1.93	2.15	2.15	2.15	2.16	2.41	2.41	2.40	2.42	2.71	2.71	2.70	2.72
	Amps	5.3	5.3	5.3	5.4	6.2	6.2	6.1	6.2	7.1	7.1	7.1	7.1	8.1	8.1	8.1	8.1	9.2	9.2	9.2	9.2	10.5	10.5	10.5	10.5
75 800	Hi-PR	269	270	272	277	311	312	314	319	356	357	359	364	404	405	407	411	455	456	458	463	510	512	513	518
	Lo-PR	118	119	122	127	125	126	129	134	131	133	136	141	136	138	141	146	142	143	146	151	148	150	153	158
	MBh	23.1	23.4	24.1	25.1	22.9	23.2	23.9	24.9	22.3	22.6	23.3	24.3	21.3	21.6	22.3	23.3	20.0	20.3	21.0	22.1	18.9	19.2	19.9	20.9
	S/T	0.80	0.72	0.58	0.44	0.80	0.73	0.59	0.45	1.00	0.75	0.62	0.47	1.00	0.77	0.63	0.49	1.00	0.79	0.66	0.51	1.00	0.84	0.71	0.57
	ΔT	24	22	19	15	24	22	19	15	24	22	19	15	24	22	18	15	24	22	18	14	25	23	19	16
920	kW	1.53	1.53	1.53	1.54	1.72	1.72	1.72	1.73	1.93	1.93	1.93	1.94	2.16	2.16	2.16	2.17	2.42	2.42	2.41	2.43	2.72	2.72	2.72	2.73
	Amps	5.4	5.4	5.4	5.4	6.2	6.2	6.2	6.3	7.1	7.1	7.1	7.2	8.1	8.1	8.1	8.2	9.3	9.2	9.2	9.3	10.6	10.6	10.5	10.6
	Hi-PR	272	273	275	279	314	315	317	322	359	360	362	366	406	408	409	414	458	459	461	466	513	514	516	521
	Lo-PR	120	121	124	129	127	128	131	136	133	135	138	143	139	140	143	148	144	145	148	153	150	152	155	160
	MBh	23.5	23.9	24.5	25.6	23.3	23.7	24.3	25.4	22.7	23.1	23.7	24.8	21.7	22.0	22.7	23.8	20.5	20.8	21.5	22.5	19.3	19.6	20.3	21.4

IDB = Entering indoor Dry Bulb Temperature
 High and low pressures are measured at the liquid and suction service valves.
 Airflow may vary depending on actual ambient conditions and system operation modes.
 Shaded area is ACCA (TVA) conditions
 kW = Total system power
 Amps = outdoor unit amps (comp.-f.in)

IDB	OUTDOOR AMBIENT TEMPERATURE												ENTERING INDOOR WET BULB TEMPERATURE													
	65°F				75°F				85°F				95°F				105°F				115°F					
	59	63	67	71	59	63	67	71	59	63	67	71	59	63	67	71	59	63	67	71	59	63	67	71		
680	MBh	22.9	23.2	23.9	24.9	22.7	23.0	23.7	24.7	22.1	22.4	23.1	24.1	21.0	21.4	22.0	23.1	19.8	20.1	20.8	21.8	18.7	19.0	19.7	20.7	
	S/T	0.85	0.77	0.63	0.49	1.00	0.78	0.64	0.50	1.00	0.80	0.67	0.52	1.00	0.82	0.68	0.54	1.00	0.84	0.71	0.56	1.00	1.00	1.00	0.76	0.62
	ΔT	30	28	24	21	30	28	24	20	30	28	25	21	30	28	24	20	30	28	24	20	31	29	25	21	
	kW	1.52	1.52	1.51	1.53	1.71	1.71	1.71	1.71	1.72	1.92	1.92	1.93	1.93	2.15	2.15	2.15	2.16	2.41	2.41	2.40	2.42	2.71	2.71	2.70	2.72
	Amps	5.3	5.3	5.3	5.4	6.2	6.2	6.1	6.2	6.2	7.1	7.1	7.1	7.1	8.1	8.1	8.1	8.1	9.2	9.2	9.2	9.2	10.5	10.5	10.5	10.6
80	Hi-PR	269	270	272	277	312	313	315	320	356	357	359	364	404	405	407	412	456	457	459	464	511	512	514	519	
	Lo-PR	118	120	123	128	125	127	130	135	132	133	136	141	137	138	141	146	142	144	147	152	149	150	153	158	
	MBh	23.2	23.5	24.2	25.3	23.0	23.3	24.0	25.1	22.4	22.7	23.4	24.5	21.4	21.7	22.4	23.4	20.1	20.5	21.1	22.2	19.0	19.3	20.0	21.0	
	S/T	0.92	0.85	0.71	0.57	1.00	0.85	0.72	0.57	1.00	0.88	0.74	0.60	1.00	0.90	0.76	0.62	1.00	1.00	0.78	0.64	1.00	1.00	0.83	0.69	
	ΔT	28	27	23	19	28	26	23	19	29	27	23	19	28	26	23	19	28	26	23	19	29	27	24	20	
920	kW	1.53	1.53	1.53	1.54	1.72	1.72	1.72	1.73	1.93	1.93	1.93	1.94	2.16	2.16	2.16	2.2	2.42	2.42	2.42	2.43	2.72	2.72	2.72	2.73	
	Amps	5.4	5.4	5.4	5.4	6.2	6.2	6.2	6.3	7.1	7.1	7.1	7.2	8.1	8.1	8.1	8.2	9.3	9.2	9.2	9.3	10.6	10.6	10.5	10.6	
	Hi-PR	272	273	275	280	315	316	318	322	359	360	362	367	407	408	410	414.7	459	460	462	466	514	515	517	521	
	Lo-PR	120	122	125	130	127	129	132	137	134	135	138	143	139	141	144	149	144	146	149	154	151	152	155	160	
	MBh	23.7	24.0	24.7	25.7	23.5	23.8	24.5	25.5	22.9	23.2	23.9	24.9	21.8	22.2	22.8	23.9	20.6	20.9	21.6	22.6	19.4	19.8	20.4	21.5	

680	MBh	23.3	23.6	24.3	25.3	23.0	23.4	24.0	25.1	22.5	22.8	23.5	24.5	21.4	21.7	22.4	23.5	20.2	20.5	21.2	22.2	19.0	19.4	20.0	21.1
	S/T	1.00	0.87	0.74	0.59	1.00	0.88	0.74	0.60	1.00	0.90	0.77	0.62	1.00	1.00	0.79	0.64	1.00	1.00	0.81	0.66	1.00	1.00	0.86	0.72
	ΔT	34	32	28	24	34	32	28	24	34	32	28	25	34	32	28	24	33	31	28	24	35	33	29	25
	kW	1.52	1.52	1.52	1.53	1.71	1.71	1.71	1.72	1.93	1.92	1.92	1.94	2.16	2.15	2.15	2.17	2.41	2.41	2.41	2.42	2.71	2.71	2.71	2.72
	Amps	5.4	5.3	5.3	5.4	6.2	6.2	6.2	6.2	7.1	7.1	7.1	7.1	8.1	8.1	8.1	8.1	9.2	9.2	9.2	9.3	10.5	10.5	10.5	10.6
85 800	Hi-PR	271	272	274	278	313	314	316	321	358	359	361	365	405	407	408	413	457	458	460	465	512	513	515	520
	Lo-PR	120	121	124	129	127	129	132	137	133	135	138	143	139	140	143	148	144	145	148	153	151	152	155	160
	MBh	23.6	23.9	24.6	25.6	23.4	23.7	24.4	25.4	22.8	23.1	23.8	24.8	21.8	22.1	22.8	23.8	20.5	20.9	21.5	22.6	19.4	19.7	20.4	21.4
	S/T	1.00	0.95	0.81	0.67	1.00	0.95	0.82	0.67	1.00	1.00	0.84	0.70	1.00	1.00	0.86	0.72	1.00	1.00	0.88	0.74	1.00	1.00	0.94	0.79
	ΔT	32	30	27	23	32	30	27	23	32	31	27	23	32	30	27	23	32	30	26	23	33	31	28	24
920	kW	1.54	1.53	1.53	1.55	1.73	1.72	1.72	1.74	1.94	1.94	1.93	1.95	2.17	2.17	2.16	2.18	2.42	2.42	2.42	2.43	2.73	2.72	2.72	2.74
	Amps	5.4	5.4	5.4	5.4	6.2	6.2	6.2	6.3	7.2	7.1	7.1	7.2	8.2	8.1	8.1	8.2	9.3	9.3	9.2	9.3	10.6	10.6	10.6	10.6
	Hi-PR	273	275	276	281	316	317	319	324	360	361	363	368	408	409	411	416	460	461	463	468	515	516	518	523
	Lo-PR	122	124	127	132	129	131	134	139	136	137	140	145	141	142	145	150	146	148	151	156	153	154	157	162
	MBh	24.0	24.4	25.0	26.1	23.8	24.2	24.8	25.9	23.2	23.6	24.2	25.3	22.2	22.5	23.2	24.3	21.0	21.3	22.0	23.0	19.8	20.1	20.8	21.9

IDB = Entering indoor Dry Bulb Temperature
 High and low pressures are measured at the liquid and suction service valves.
 Airflow may vary depending on actual ambient conditions and system operation modes.

Shaded area is AHRI conditions
 kW = Total system power
 Amps = outdoor unit amps (comp.-fan)

EXPANDED COOLING DATA — DX17VSS301BA / CA*EA2422*4A* + DTA119A71 AT 100%

IDB	AIRFLOW	OUTDOOR AMBIENT TEMPERATURE																							
		65°F				75°F				85°F				95°F				105°F				115°F			
		59	63	67	71	59	63	67	71	59	63	67	71	59	63	67	71	59	63	67	71	59	63	67	71
850	MBh	28.8	29.2	30.1	31.4	28.5	28.9	29.8	31.1	27.8	28.2	29.0	30.4	26.5	26.9	27.8	29.1	24.9	25.3	26.2	27.5	23.5	23.9	24.7	26.1
	S/T	0.86	0.78	0.64	0.50	1.00	0.79	0.65	0.51	1.00	0.81	0.68	0.53	1.00	0.83	0.70	0.55	1.00	1.00	0.72	0.57	1.00	1.00	0.77	0.63
	ΔT	30	28	25	21	30	28	24	21	30	28	25	21	30	28	24	21	30	28	24	20	31	29	25	22
	kW	1.99	1.99	1.98	2.00	2.24	2.23	2.23	2.25	2.51	2.51	2.51	2.53	2.81	2.81	2.81	2.82	3.15	3.14	3.14	3.16	3.54	3.54	3.53	3.55
	Amps	7.1	7.1	7.0	7.1	8.1	8.1	8.1	8.2	9.3	9.3	9.3	9.4	10.6	10.6	10.6	10.7	12.1	12.1	12.1	12.1	13.8	13.8	13.8	13.8
80	Hi-PR	280	281	283	288	324	325	327	332	370	371	373	378	420	421	423	428	473	474	476	481	530	532	534	539
	Lo-PR	120	122	125	130	127	129	132	137	134	135	138	143	139	141	144	149	144	146	149	154	151	153	156	161
	MBh	29.2	29.6	30.5	31.8	29.0	29.4	30.2	31.5	28.2	28.6	29.5	30.8	26.9	27.3	28.2	29.5	25.4	25.8	26.6	27.9	23.9	24.3	25.2	26.5
	S/T	0.94	0.86	0.72	0.58	1.00	0.87	0.73	0.58	1.00	0.89	0.75	0.61	1.00	0.91	0.77	0.63	1.00	1.00	0.80	0.65	1.00	1.00	0.85	0.70
	ΔT	29	27	23	19	29	27	23	19	29	27	23	19	29	27	23	19	28	26	23	19	30	28	24	20
1150	kW	2.02	2.02	2.01	2.03	2.27	2.26	2.26	2.28	2.54	2.54	2.54	2.55	2.84	2.84	2.83	2.85	3.17	3.17	3.16	3.17	3.55	3.55	3.55	3.57
	Amps	7.2	7.2	7.2	7.2	8.2	8.2	8.2	8.3	9.4	9.4	9.4	9.5	10.7	10.7	10.7	10.8	12.2	12.1	12.1	12.2	13.9	13.9	13.8	13.9
	Hi-PR	283	284	286	291	327	328	330	335	373	374	376	381	423	424	426	430.5	476	477	479	484	533	535	537	541
	Lo-PR	122	124	127	132	129	131	134	139	136	137	140	145	141	143	146	151	147	148	151	156	153	155	158	163
	MBh	29.8	30.2	31.0	32.4	29.5	29.9	30.8	32.1	28.8	29.2	30.0	31.4	27.5	27.9	28.8	30.1	25.9	26.3	27.2	28.5	24.5	24.9	25.7	27.0

850	MBh	29.3	29.7	30.5	31.8	29.0	29.4	30.3	31.6	28.3	28.7	29.5	30.8	27.0	27.4	28.2	29.5	25.4	25.8	26.7	28.0	24.0	24.4	25.2	26.5
	S/T	1.00	0.89	0.75	0.60	1.00	0.89	0.75	0.61	1.00	1.00	0.78	0.63	1.00	1.00	0.80	0.65	1.00	1.00	0.82	0.68	1.00	1.00	0.87	0.73
	ΔT	34	32	28	25	34	32	29	25	34	32	29	25	34	32	28	24	34	32	28	24	35	33	29	25
	kW	1.99	1.99	1.99	2.01	2.24	2.24	2.24	2.25	2.52	2.52	2.51	2.53	2.82	2.81	2.81	2.83	3.15	3.15	3.14	3.16	3.54	3.54	3.54	3.55
	Amps	7.1	7.1	7.1	7.1	8.2	8.2	8.1	8.2	9.4	9.4	9.3	9.4	10.7	10.7	10.6	10.7	12.1	12.1	12.1	12.2	13.8	13.8	13.8	13.9
85	Hi-PR	281	282	284	289	325	326	328	333	371	372	374	379	421	422	424	429	475	476	478	483	532	533	535	540
	Lo-PR	122	123	126	131	129	131	134	139	136	137	140	145	141	142	145	151	146	148	151	156	153	154	157	162
	MBh	29.7	30.1	31.0	32.3	29.5	29.9	30.7	32.0	28.7	29.1	30.0	31.3	27.4	27.8	28.7	30.0	25.8	26.3	27.1	28.4	24.4	24.8	25.7	27.0
	S/T	1.00	0.96	0.82	0.68	1.00	0.97	0.83	0.69	1.00	1.00	0.86	0.71	1.00	1.00	0.88	0.73	1.00	1.00	0.90	0.75	1.00	1.00	1.00	0.81
	ΔT	33	31	27	23	32	31	27	23	33	31	27	23	32	30	27	23	32	30	27	23	33	31	28	24
1150	kW	2.01	2.01	2.00	2.02	2.26	2.26	2.25	2.27	2.53	2.53	2.53	2.55	2.83	2.83	2.83	2.84	3.17	3.16	3.16	3.18	3.56	3.56	3.55	3.57
	Amps	7.2	7.1	7.1	7.2	8.2	8.2	8.2	8.3	9.4	9.4	9.4	9.5	10.7	10.7	10.7	10.8	12.2	12.2	12.2	12.2	13.9	13.9	13.9	13.9
	Hi-PR	284	285	287	292	328	329	331	336	374	375	377	382	424	425	427	432	477	479	481	485	535	536	538	543
	Lo-PR	124	125	128	134	131	133	136	141	138	139	142	147	143	145	148	153	148	150	153	158	155	156	159	165
	MBh	30.3	30.7	31.5	32.8	30.0	30.4	31.3	32.6	29.3	29.7	30.5	31.8	28.0	28.4	29.2	30.5	26.4	26.8	27.7	29.0	25.0	25.4	26.2	27.5

IDB = Entering Indoor Dry Bulb Temperature
 High and low pressures are measured at the liquid and suction service valves.
 Airflow may vary depending on actual ambient conditions and system operation modes.

Shaded area is AHRI conditions
 kW = Total system power
 Amps = outdoor unit amps (comp.-fan)

IDB	OUTDOOR AMBIENT TEMPERATURE												ENTERING INDOOR WET BULB TEMPERATURE												
	65°F				75°F				85°F				95°F				105°F				115°F				
	59	63	67	71	59	63	67	71	59	63	67	71	59	63	67	71	59	63	67	71	59	63	67	71	
935	MBh	33.9	34.4	35.4	-	33.6	34.1	35.1	-	32.7	33.2	34.2	-	31.2	31.7	32.7	-	29.3	29.8	30.8	-	27.1	27.6	28.6	-
	S/T	0.60	0.52	0.38	-	0.61	0.53	0.39	-	0.63	0.55	0.42	-	0.65	0.57	0.44	-	0.67	0.60	0.46	-	1.00	0.55	0.48	-
	ΔT	22	20	16	-	22	20	16	-	22	20	17	-	22	20	16	-	22	20	16	-	22	20	17	-
	kW	2.56	2.56	2.55	-	2.89	2.89	2.88	-	3.26	3.26	3.25	-	3.67	3.66	3.66	-	4.11	4.11	4.11	-	3.85	3.85	3.84	-
	Amps	9.4	9.4	9.3	-	10.8	10.8	10.8	-	12.4	12.4	12.4	-	14.2	14.2	14.2	-	16.1	16.1	16.1	-	15.5	15.5	15.5	-
	Hi PR	284	285	287	-	328	330	332	-	375	377	379	-	426	427	429	-	480	482	484	-	503	504	506	-
	Lo PR	116	118	121	-	123	125	128	-	129	131	134	-	135	136	139	-	140	141	144	-	160	162	165	-
70 1100	MBh	34.4	34.9	35.9	-	34.1	34.6	35.6	-	33.2	33.7	34.7	-	31.7	32.2	33.2	-	29.8	30.3	31.3	-	27.5	28.0	29.0	-
	S/T	0.68	0.60	0.46	-	0.68	0.61	0.47	-	0.71	0.63	0.49	-	0.73	0.65	0.51	-	0.75	0.67	0.54	-	1.00	0.76	0.55	-
	ΔT	21	19	15	-	21	19	15	-	21	19	15	-	21	19	15	-	20	18	14	-	21	19	16	-
	kW	2.58	2.58	2.57	-	2.91	2.91	2.90	-	3.28	3.28	3.28	-	3.69	3.68	3.68	-	4.14	4.13	4.13	-	3.87	3.87	3.86	-
	Amps	9.5	9.5	9.4	-	10.9	10.9	10.9	-	12.5	12.5	12.5	-	14.3	14.3	14.2	-	16.2	16.2	16.2	-	15.6	15.6	15.6	-
	Hi PR	286	288	290	-	331	333	335	-	378	379	381	-	429	430	432	-	483	485	487	-	505	506	508	-
	Lo PR	118	120	123	-	125	127	130	-	132	133	136	-	137	138	141	-	142	143	146	-	162	164	167	-
1265	MBh	35.1	35.6	36.6	-	34.8	35.3	36.3	-	33.9	34.4	35.4	-	32.4	32.8	33.9	-	30.5	31.0	32.0	-	28.0	28.5	29.5	-
	S/T	0.72	0.64	0.50	-	0.72	0.64	0.51	-	0.75	0.67	0.53	-	0.77	0.69	0.55	-	1.00	0.71	0.57	-	1.00	1.00	0.62	-
	ΔT	19	17	14	-	19	17	14	-	20	18	14	-	19	17	14	-	19	17	13	-	20	18	15	-
	kW	2.60	2.59	2.59	-	2.93	2.93	2.92	-	3.30	3.30	3.29	-	3.70	3.70	3.70	-	4.15	4.15	4.14	-	3.88	3.88	3.87	-
	Amps	9.5	9.5	9.5	-	11.0	11.0	11.0	-	12.6	12.6	12.6	-	14.4	14.3	14.3	-	16.3	16.3	16.3	-	15.7	15.7	15.7	-
	Hi PR	289	291	293	-	334	335	337	-	381	382	384	-	432	433	435	-	486	487	489	-	506	507	509	-
	Lo PR	121	122	125	-	128	129	132	-	134	135	138	-	139	141	143	-	144	146	149	-	163	165	168	-
935	MBh	33.9	34.4	35.4	37.0	33.6	34.1	35.1	36.7	32.7	33.2	34.2	35.8	31.2	31.7	32.7	34.2	29.3	29.8	30.8	32.4	27.0	27.6	28.6	30.2
	S/T	0.73	0.65	0.52	0.37	0.74	0.66	0.52	0.38	0.76	0.69	0.55	0.40	1.00	0.71	0.57	0.42	1.00	0.73	0.59	0.44	1.00	1.00	0.62	0.46
	ΔT	27	25	21	17	27	24	21	17	27	25	21	17	26	24	21	17	26	24	20	17	26	25	21	17
	kW	2.56	2.55	2.55	2.57	2.89	2.89	2.88	2.91	3.26	3.26	3.25	3.28	3.66	3.66	3.65	3.68	4.11	4.11	4.10	4.13	3.85	3.85	3.84	3.86
	Amps	9.4	9.4	9.3	9.4	10.8	10.8	10.8	10.9	12.4	12.4	12.4	12.5	14.2	14.2	14.1	14.3	16.1	16.1	16.1	16.2	15.5	15.5	15.5	15.6
	Hi PR	284	285	287	292	329	330	332	337	376	377	379	383.8	426	427	429	434	481	482	484	489	502	503	505	509
	Lo PR	116	118	121	126	123	125	128	133	129	131	134	139	135	136	139	144	140	141	144	149	160	162	165	169
75 1100	MBh	34.4	34.9	35.9	37.5	34.1	34.6	35.6	37.2	33.3	33.7	34.8	36.3	31.7	32.2	33.2	34.8	29.9	30.3	31.4	32.9	27.6	28.0	29.0	30.6
	S/T	0.81	0.73	0.59	0.45	0.81	0.74	0.60	0.45	0.84	0.76	0.62	0.48	1.00	0.78	0.64	0.50	1.00	0.81	0.67	0.52	1.00	1.00	0.69	0.53
	ΔT	25	23	19	15	25	23	19	15	25	23	19	16	25	23	19	15	25	23	19	15	25	23	20	16
	kW	2.58	2.57	2.57	2.59	2.91	2.91	2.90	2.93	3.28	3.28	3.27	3.30	3.68	3.68	3.68	3.70	4.13	4.13	4.13	4.15	3.87	3.86	3.86	3.88
	Amps	9.5	9.4	9.4	9.5	10.9	10.9	10.9	11.0	12.5	12.5	12.5	12.6	14.3	14.2	14.3	14.3	16.2	16.2	16.2	16.3	15.6	15.6	15.6	15.7
	Hi PR	287	288	290	295	332	333	335	340	379	380	382	387	429	430	432	437	484	485	487	492	505	506	508	512
	Lo PR	118	120	123	128	125	127	130	135	132	133	136	141	137	138	141	146	142	143	146	151	162	164	167	172
1265	MBh	35.1	35.6	36.6	38.1	34.8	35.3	36.3	37.8	33.9	34.4	35.4	37.0	32.4	32.9	33.9	35.4	30.5	31.0	32.0	33.6	28.1	28.5	29.5	31.1
	S/T	0.85	0.77	0.63	0.49	0.85	0.78	0.64	0.49	1.00	0.80	0.66	0.52	1.00	0.82	0.68	0.54	1.00	0.84	0.71	0.56	1.00	1.00	0.76	0.61
	ΔT	24	22	18	14	24	22	18	14	24	22	18	14	24	22	18	14	23	21	18	14	24	22	19	15
	kW	2.59	2.59	2.59	2.61	2.93	2.92	2.92	2.94	3.30	3.30	3.29	3.32	3.70	3.70	3.69	3.72	4.15	4.15	4.14	4.17	3.88	3.87	3.87	3.89
	Amps	9.5	9.5	9.5	9.6	11.0	11.0	10.9	11.1	12.6	12.6	12.6	12.7	14.3	14.3	14.3	14.4	16.3	16.3	16.3	16.4	15.7	15.7	15.7	15.8
	Hi PR	290	291	293	298	334	336	338	343	381	383	385	390	432	433	435	440	486	488	490	495	507	508	510	514
	Lo PR	121	122	125	130	128	129	132	137	134	135	138	143	139	141	143	148	144	146	149	154	163	165	168	174

IDB = Entering indoor Dry Bulb Temperature
 High and low pressures are measured at the liquid and suction service valves.
 Airflow may vary depending on actual ambient conditions and system operation modes.
 Shaded area is ACCA (TVA) conditions
 kW = Total system power
 Amps = outdoor unit amps (comp.-fan)

IDB	AIRFLOW	OUTDOOR AMBIENT TEMPERATURE												ENTERING INDOOR WET BULB TEMPERATURE											
		65°F				75°F				85°F				95°F				105°F				115°F			
		59	63	67	71	59	63	67	71	59	63	67	71	59	63	67	71	59	63	67	71	59	63	67	71
935	MBh	34.1	34.6	35.6	37.1	33.8	34.3	35.3	36.8	32.9	33.4	34.4	36.0	31.4	31.9	32.9	34.4	29.5	30.0	31.0	32.6	27.3	27.8	28.8	30.2
	S/T	0.86	0.78	0.64	0.50	1.00	0.79	0.65	0.50	1.00	0.81	0.68	0.53	1.00	0.83	0.70	0.55	1.00	0.86	0.72	0.57	1.00	1.00	0.68	0.60
	ΔT	31	29	25	21	31	29	25	21	31	29	25	22	31	29	25	21	31	29	25	21	31	29	25	22
	kW	2.56	2.55	2.55	2.57	2.89	2.89	2.88	2.91	3.26	3.26	3.25	3.28	3.66	3.66	3.66	3.68	4.11	4.11	4.11	4.13	3.85	3.85	3.84	3.86
	Amps	9.4	9.4	9.3	9.4	10.8	10.8	10.8	10.9	12.4	12.4	12.4	12.5	14.2	14.2	14.2	14.3	16.1	16.1	16.1	16.2	15.5	15.5	15.5	15.6
	Hi-PR	284	286	288	293	329	330	332	337	376	377	379	384	427	428	430	435	481	482	484	489	502	503	505	510
Lo-PR	117	118	121	126	124	125	128	133	130	131	134	139	135	137	140	145	140	142	145	150	161	162	164	171	
80	MBh	34.6	35.1	36.1	37.7	34.3	34.8	35.8	37.4	33.4	33.9	34.9	36.5	31.9	32.4	33.4	35.0	30.0	30.5	31.5	33.1	27.7	28.2	29.2	30.8
	S/T	0.94	0.86	0.72	0.58	1.00	0.86	0.73	0.58	1.00	0.89	0.75	0.61	1.00	0.91	0.77	0.63	1.00	0.93	0.79	0.65	1.00	1.00	0.85	0.67
	ΔT	30	28	24	20	29	27	24	20	30	28	24	20	29	27	24	19.8	29	27	23	19	29	27	24	20
	kW	2.58	2.58	2.57	2.60	2.91	2.91	2.90	2.93	3.28	3.28	3.28	3.30	3.69	3.68	3.68	3.7	4.14	4.13	4.13	4.15	3.87	3.87	3.86	3.88
	Amps	9.5	9.5	9.4	9.5	10.9	10.9	10.9	11.0	12.5	12.5	12.5	12.6	14.3	14.3	14.2	14.4	16.2	16.2	16.2	16.3	15.6	15.6	15.6	15.7
	Hi-PR	287	288	290	295	332	333	335	340	379	380	382	387	430	431	433	438	484	485	487	492	505	506	508	513
Lo-PR	119	120	123	128	126	127	130	135	132	133	136	141	137	139	142	147	142	144	147	152	163	164	167	173	
1265	MBh	35.3	35.8	36.8	38.3	35.0	35.5	36.5	38.0	34.1	34.6	35.6	37.1	32.6	33.0	34.1	35.6	30.7	31.2	32.2	33.7	28.2	28.7	29.7	31.3
	S/T	0.97	0.90	0.76	0.61	1.00	0.90	0.77	0.62	1.00	0.93	0.79	0.65	1.00	0.95	0.81	0.67	1.00	1.00	0.83	0.69	1.00	1.00	1.00	0.74
	ΔT	28	26	23	19	28	26	22	19	29	27	23	19	28	26	22	19	28	26	22	18	28	26	23	19
	kW	2.60	2.59	2.59	2.61	2.93	2.93	2.92	2.95	3.30	3.30	3.29	3.32	3.70	3.70	3.69	3.72	4.15	4.15	4.14	4.17	3.88	3.88	3.87	3.89
	Amps	9.5	9.5	9.5	9.6	11.0	11.0	11.0	11.1	12.6	12.6	12.6	12.7	14.4	14.3	14.3	14.4	16.3	16.3	16.3	16.4	15.7	15.7	15.7	15.8
	Hi-PR	290	291	293	298	335	336	338	343	382	383	385	390	432	434	436	441	487	488	490	495	507	508	510	515
Lo-PR	121	122	125	130	128	130	133	138	134	136	139	144	140	141	144	149	145	146	149	154	164	165	169	174	
935	MBh	34.7	35.1	36.2	37.7	34.4	34.8	35.9	37.4	33.5	34.0	35.0	36.5	32.0	32.4	33.4	35.0	30.1	30.6	31.6	33.1	27.9	28.4	29.4	30.9
	S/T	1.00	0.88	0.75	0.60	1.00	0.89	0.75	0.61	1.00	0.92	0.78	0.63	1.00	1.00	0.80	0.65	1.00	1.00	0.82	0.68	1.00	1.00	1.00	0.70
	ΔT	35	33	29	25	35	33	29	25	35	33	29	26	35	33	29	25	35	33	29	25	34	32	29	25
	kW	2.56	2.56	2.56	2.58	2.90	2.89	2.89	2.91	3.27	3.27	3.26	3.29	3.67	3.67	3.66	3.69	4.12	4.12	4.11	4.14	3.85	3.85	3.85	3.87
	Amps	9.4	9.4	9.4	9.5	10.8	10.8	10.8	10.9	12.5	12.5	12.4	12.5	14.2	14.2	14.2	14.3	16.2	16.2	16.1	16.2	15.7	15.7	15.5	15.6
	Hi-PR	286	287	289	294	330	332	334	339	377	379	381	386	428	429	431	436	483	484	486	491	505	506	508	511
Lo-PR	118	120	123	128	126	127	130	135	132	133	136	141	137	138	141	146	142	144	147	152	163	164	166	173	
85	MBh	35.2	35.7	36.7	38.2	34.9	35.4	36.4	37.9	34.0	34.5	35.5	37.0	32.5	33.0	34.0	35.5	30.6	31.1	32.1	33.7	28.3	28.8	29.8	31.3
	S/T	1.00	0.96	0.82	0.68	1.00	0.97	0.83	0.68	1.00	0.99	0.86	0.71	1.00	1.00	0.88	0.73	1.00	1.00	0.90	0.75	1.00	1.00	1.00	0.77
	ΔT	33	31	28	24	33	31	28	24	34	32	28	24	33	31	28	24	33	31	27	23	33	31	28	24
	kW	2.58	2.58	2.58	2.60	2.92	2.92	2.91	2.94	3.29	3.29	3.28	3.31	3.69	3.69	3.68	3.71	4.14	4.14	4.13	4.16	3.87	3.87	3.87	3.89
	Amps	9.5	9.5	9.5	9.6	10.9	10.9	10.9	11.0	12.6	12.5	12.5	12.6	14.3	14.3	14.3	14.4	16.3	16.3	16.2	16.3	15.7	15.7	15.6	15.7
	Hi-PR	289	290	292	297	333	335	337	342	380	382	384	389	431	432	434	439	485	487	489	494	507	508	510	514
Lo-PR	121	122	125	130	128	129	132	137	134	135	138	143	139	140	143	148	144	146	149	154	165	166	169	175	
1265	MBh	35.9	36.3	37.3	38.9	35.5	36.0	37.0	38.6	34.7	35.1	36.2	37.7	33.1	33.6	34.6	36.2	31.3	31.7	32.8	34.3	28.8	29.3	30.3	31.8
	S/T	1.00	1.00	0.86	0.72	1.00	1.00	0.87	0.72	1.00	1.00	0.89	0.75	1.00	1.00	0.91	0.77	1.00	1.00	0.94	0.79	1.00	1.00	1.00	0.84
	ΔT	32	30	26	23	32	30	26	23	33	30	27	23	32	30	26	23	32	30	26	22	32	30	27	23
	kW	2.60	2.60	2.59	2.62	2.94	2.93	2.93	2.95	3.31	3.30	3.30	3.32	3.71	3.71	3.70	3.73	4.16	4.16	4.15	4.18	3.88	3.88	3.88	3.90
	Amps	9.6	9.6	9.5	9.6	11.0	11.0	11.0	11.1	12.6	12.6	12.6	12.7	14.4	14.4	14.3	14.5	16.3	16.3	16.3	16.4	15.7	15.7	15.7	15.8
	Hi-PR	291	293	295	300	336	337	339	344	383	384	386	391	434	435	437	442	488	489	491	496	508	509	511	516
Lo-PR	123	124	127	132	130	131	134	139	136	138	141	145	141	143	146	151	147	148	151	156	166	167	171	176	

IDB = Entering Indoor Dry Bulb Temperature
 High and low pressures are measured at the liquid and suction service valves.
 Airflow may vary depending on actual ambient conditions and system operation modes.
 Shaded area is AHRI conditions
 kW = Total system power
 Amps = outdoor unit amps (comp.-fan)

IDB	AIRFLOW	OUTDOOR AMBIENT TEMPERATURE												ENTERING INDOOR WET BULB TEMPERATURE											
		65°F				75°F				85°F				95°F				105°F				115°F			
		59	63	67	71	59	63	67	71	59	63	67	71	59	63	67	71	59	63	67	71	59	63	67	71
1125	MBh	40.1	40.7	41.9	-	39.7	40.3	41.5	-	38.7	39.2	40.4	-	36.9	37.4	38.6	-	34.7	35.2	36.4	-	27.6	28.1	29.1	-
	S/T	0.59	0.51	0.38	-	0.60	0.52	0.38	-	0.62	0.54	0.41	-	0.64	0.56	0.43	-	0.66	0.59	0.45	-	1.00	0.66	0.55	-
	ΔT	22	20	16	-	22	20	16	-	22	20	16	-	22	20	16	-	22	20	16	-	21	19	16	-
	kW	3.02	3.02	3.01	-	3.41	3.41	3.40	-	3.84	3.84	3.83	-	4.31	4.31	4.30	-	4.83	4.83	4.82	-	4.46	4.46	4.45	-
	Amps	11.0	11.0	11.0	-	12.7	12.7	12.7	-	14.6	14.6	14.6	-	16.6	16.6	16.6	-	18.9	18.9	18.9	-	18.1	18.1	18.1	-
	Hi PR	280	282	284	-	325	326	328	-	371	372	374	-	421	422	424	-	475	476	478	-	481	482	484	-
Lo PR	117	118	121	-	124	126	129	-	130	132	135	-	136	137	140	-	141	142	145	-	161	162	166	-	
70 1325	MBh	40.7	41.3	42.5	-	40.4	40.9	42.1	-	39.3	39.9	41.1	-	37.5	38.1	39.3	-	35.3	35.9	37.1	-	28.0	28.5	29.5	-
	S/T	0.67	0.59	0.45	-	0.67	0.60	0.46	-	0.70	0.62	0.49	-	0.72	0.64	0.50	-	0.74	0.66	0.53	-	1.00	0.73	0.63	-
	ΔT	20	18	15	-	20	18	15	-	21	19	15	-	20	18	15	-	20	18	14	-	17	16	13	-
	kW	3.05	3.05	3.04	-	3.44	3.43	3.43	-	3.87	3.86	3.86	-	4.33	4.33	4.32	-	4.86	4.85	4.85	-	4.73	4.73	4.72	-
	Amps	11.2	11.1	11.1	-	12.8	12.8	12.8	-	14.7	14.7	14.7	-	16.7	16.7	16.7	-	19.0	19.0	19.0	-	19.4	19.4	19.4	-
	Hi PR	283	285	287	-	328	329	331	-	374	375	377	-	424	425	427	-	478	479	481	-	484	485	487	-
Lo PR	119	121	123	-	126	128	131	-	132	134	137	-	138	139	142	-	143	144	147	-	163	165	168	-	
1525	MBh	41.5	42.1	43.3	-	41.1	41.7	42.9	-	40.1	40.7	41.9	-	38.3	38.8	40.0	-	36.1	36.6	37.8	-	28.8	29.3	30.3	-
	S/T	0.70	0.63	0.49	-	0.71	0.63	0.50	-	0.74	0.66	0.52	-	0.75	0.68	0.54	-	1.00	0.70	0.56	-	1.00	0.77	0.67	-
	ΔT	19	17	13	-	19	17	13	-	19	17	14	-	19	17	13	-	19	17	13	-	18	17	12	-
	kW	3.07	3.07	3.06	-	3.46	3.45	3.45	-	3.89	3.88	3.88	-	4.35	4.35	4.34	-	4.88	4.87	4.87	-	4.50	4.49	4.49	-
	Amps	11.2	11.2	11.2	-	12.9	12.9	12.9	-	14.8	14.8	14.8	-	16.8	16.8	16.8	-	19.1	19.1	19.1	-	18.3	18.3	18.2	-
	Hi PR	286	287	289	-	330	332	334	-	377	378	380	-	427	428	430	-	481	482	484	-	486	487	489	-
Lo PR	121	123	126	-	129	130	133	-	135	136	139	-	140	142	145	-	145	147	150	-	165	167	170	-	
75 1325	MBh	40.1	40.7	41.9	43.7	39.8	40.3	41.5	43.4	38.7	39.3	40.5	42.3	36.9	37.5	38.7	40.5	34.7	35.3	36.5	38.3	27.5	28.0	29.0	30.6
	S/T	0.72	0.64	0.51	0.36	0.72	0.65	0.51	0.37	0.75	0.67	0.54	0.40	1.00	0.69	0.56	0.41	1.00	0.72	0.58	0.44	1.00	1.00	0.69	0.53
	ΔT	26	24	21	17	26	24	20	17	26	24	21	17	26	24	20	17	26	24	20	16	22	21	18	14
	kW	3.02	3.02	3.01	3.04	3.41	3.41	3.40	3.43	3.84	3.84	3.83	3.86	4.31	4.30	4.30	4.33	4.83	4.82	4.82	4.85	4.83	4.83	4.83	4.85
	Amps	11.0	11.0	11.0	11.1	12.7	12.7	12.7	12.8	14.6	14.6	14.5	14.7	16.6	16.6	16.6	16.7	18.9	18.9	18.8	19.0	19.3	19.2	19.2	19.3
	Hi PR	281	282	284	289	325	326	328	333	371	373	375	380	421	423	425	430	475	477	479	483	481	482	484	489
Lo PR	117	118	121	126	124	126	129	134	130	132	135	140	136	137	140	145	141	142	145	150	161	162	166	171	
75 1325	MBh	40.7	41.3	42.5	44.3	40.4	40.9	42.1	44.0	39.3	39.9	41.1	42.9	37.5	38.1	39.3	41.1	35.3	35.9	37.1	38.9	28.1	28.5	29.6	31.1
	S/T	0.79	0.72	0.58	0.44	0.80	0.72	0.59	0.45	0.83	0.75	0.61	0.47	1.00	0.77	0.63	0.49	1.00	0.79	0.66	0.51	1.00	1.00	0.77	0.62
	ΔT	25	23	19	15	25	23	19	15	25	23	19	15	25	23	19	15	24	22	19	15	21	19	16	13
	kW	3.05	3.04	3.04	3.07	3.43	3.43	3.42	3.45	3.86	3.86	3.85	3.88	4.33	4.33	4.32	4.35	4.85	4.85	4.84	4.87	4.86	4.85	4.85	4.88
	Amps	11.1	11.1	11.1	11.2	12.8	12.8	12.8	12.9	14.7	14.7	14.7	14.8	16.7	16.7	16.7	16.8	19.0	19.0	19.0	19.1	19.4	19.3	19.3	19.4
	Hi PR	284	285	287	292	328	329	331	336	374	376	378	382	424	426	428	432	478	480	482	486	484	485	487	491
Lo PR	119	121	124	129	126	128	131	136	132	134	137	142	138	139	142	147	143	144	147	152	163	165	168	173	
1525	MBh	41.5	42.1	43.3	45.1	41.2	41.7	42.9	44.8	40.1	40.7	41.9	43.7	38.3	38.9	40.1	41.9	36.1	36.7	37.9	39.7	28.7	29.2	30.2	31.7
	S/T	0.83	0.76	0.62	0.48	0.84	0.76	0.63	0.48	1.00	0.79	0.65	0.51	1.00	0.81	0.67	0.53	1.00	0.83	0.69	0.55	1.00	1.00	0.81	0.66
	ΔT	24	22	18	14	23	22	18	14	24	22	18	14	23	21	18	14	23	21	17	14	20	18	15	12
	kW	3.07	3.06	3.06	3.09	3.45	3.45	3.44	3.47	3.88	3.88	3.87	3.90	4.35	4.35	4.34	4.37	4.87	4.87	4.86	4.89	4.87	4.87	4.87	4.89
	Amps	11.2	11.2	11.2	11.3	12.9	12.9	12.9	13.0	14.8	14.8	14.7	14.9	16.8	16.8	16.8	16.9	19.1	19.1	19.0	19.2	19.4	19.4	19.4	19.5
	Hi PR	286	288	290	294	331	332	334	339	377	378	380	385	427	428	430	435	481	482	484	489	484	485	487	491
Lo PR	121	123	126	131	129	130	133	138	135	136	139	144	140	142	145	150	145	147	150	155	163	165	168	173	

IDB = Entering Indoor Dry Bulb Temperature
 High and low pressures are measured at the liquid and suction service valves.
 Airflow may vary depending on actual ambient conditions and system operation modes.
 Shaded area is ACCA (TVA) conditions
 kW = Total system power
 Amps = outdoor unit amps (comp.-fan)

IDB	AIRFLOW	OUTDOOR AMBIENT TEMPERATURE												ENTERING INDOOR WET BULB TEMPERATURE											
		65°F				75°F				85°F				95°F				105°F				115°F			
		59	63	67	71	59	63	67	71	59	63	67	71	59	63	67	71	59	63	67	71	59	63	67	71
1125	MBh	40.3	40.9	42.1	43.9	40.0	40.5	41.7	43.6	38.9	39.5	40.7	42.5	37.1	37.7	38.9	40.7	34.9	35.5	36.7	38.5	27.7	28.2	29.2	30.8
	S/T	0.84	0.77	0.63	0.49	1.00	0.77	0.64	0.50	1.00	0.80	0.66	0.52	1.00	0.82	0.68	0.54	1.00	0.84	0.71	0.56	1.00	1.00	0.82	0.67
	ΔT	31	29	25	21	31	29	25	21	31	29	25	21	31	29	25	21	30	28	25	21	26	24	21	18
	kW	3.02	3.02	3.01	3.04	3.41	3.41	3.40	3.43	3.84	3.84	3.83	3.86	4.31	4.31	4.30	4.33	4.83	4.83	4.82	4.85	4.84	4.83	4.83	4.85
	Amps	11.0	11.0	11.0	11.1	12.7	12.7	12.7	12.8	14.6	14.6	14.6	14.7	16.6	16.6	16.6	16.7	18.9	18.9	18.9	19.0	19.3	19.3	19.2	19.3
	Hi PR	281	282	284	289	326	327	329	334	372	373	375	380	422	423	425	430	476	477	479	484	482	483	485	489
	Lo PR	118	119	122	127	125	126	129	134	131	132	135	140	136	138	141	146	141	143	146	151	161	163	166	172
	MBh	40.9	41.5	42.7	44.5	40.6	41.2	42.4	44.2	39.5	40.1	41.3	43.1	37.7	38.3	39.5	41.3	35.5	36.1	37.3	39.1	28.2	28.7	29.7	31.3
	S/T	0.92	0.84	0.71	0.57	1.00	0.85	0.71	0.57	1.00	0.88	0.74	0.60	1.00	0.89	0.76	0.62	1.00	0.92	0.78	0.64	1.00	1.00	1.00	0.75
	ΔT	29	27	23	20	29	27	23	20	29	27	24	20	29	27	23	19	29	27	23	19	24	22	19	16
kW	3.05	3.05	3.04	3.07	3.44	3.43	3.43	3.46	3.87	3.86	3.86	3.89	4.33	4.33	4.32	4.4	4.85	4.85	4.84	4.87	4.86	4.86	4.85	4.88	
Amps	11.2	11.1	11.1	11.2	12.8	12.8	12.8	12.9	14.7	14.7	14.7	14.8	16.7	16.7	16.7	16.8	19.0	19.0	19.0	19.1	19.4	19.4	19.3	19.4	
Hi PR	284	285	287	292	328	330	332	337	375	376	378	383	425	426	428	433.0	479	480	482	487	484	485	487	492	
Lo PR	120	121	124	129	127	128	131	136	133	134	137	142	138	140	143	148	143	145	148	153	164	165	168	174	
MBh	41.7	42.3	43.5	45.3	41.4	41.9	43.1	45.0	40.3	40.9	42.1	43.9	38.5	39.1	40.3	42.1	36.3	36.9	38.1	39.9	28.9	29.4	30.4	32.0	
S/T	0.96	0.88	0.75	0.60	1.00	0.89	0.75	0.61	1.00	0.91	0.78	0.63	1.00	0.93	0.80	0.65	1.00	1.00	0.82	0.68	1.00	1.00	1.00	0.79	
ΔT	28	26	22	18	28	26	22	18	28	26	22	19	28	26	22	18	28	26	22	18	24	22	19	16	
kW	3.07	3.07	3.06	3.09	3.46	3.45	3.45	3.48	3.89	3.88	3.88	3.91	4.35	4.35	4.34	4.37	4.87	4.87	4.86	4.89	4.88	4.87	4.87	4.89	
Amps	11.2	11.2	11.2	11.3	12.9	12.9	12.9	13.0	14.8	14.8	14.8	14.9	16.8	16.8	16.8	16.9	19.1	19.1	19.0	19.2	19.4	19.4	19.4	19.5	
Hi PR	287	288	290	295	331	332	334	339	378	379	381	386	428	429	431	436	482	483	485	490	487	488	490	494	
Lo PR	122	123	126	131	129	131	134	139	135	137	140	145	141	142	145	150	146	147	150	155	166	168	171	176	
MBh	41.0	41.6	42.8	44.6	40.6	41.2	42.4	44.2	39.6	40.2	41.4	43.2	37.8	38.4	39.6	41.4	35.6	36.1	37.3	39.2	28.4	28.9	29.9	31.4	
S/T	1.00	0.87	0.73	0.59	1.00	0.88	0.74	0.60	1.00	0.90	0.76	0.62	1.00	1.00	0.78	0.64	1.00	1.00	0.81	0.66	1.00	1.00	1.00	0.78	
ΔT	35	33	29	25	35	33	29	25	35	33	29	25	35	33	29	25	34	32	29	25	29	27	24	21	
kW	3.03	3.03	3.02	3.05	3.42	3.41	3.41	3.44	3.85	3.85	3.84	3.87	4.32	4.31	4.31	4.34	4.84	4.83	4.83	4.86	4.84	4.84	4.83	4.86	
Amps	11.1	11.1	11.0	11.2	12.8	12.7	12.7	12.8	14.6	14.6	14.6	14.7	16.7	16.6	16.6	16.7	18.9	18.9	18.9	19.0	19.3	19.3	19.3	19.4	
Hi PR	283	284	286	291	327	328	330	335	373	375	376	381	423	425	427	431	477	478	480	485	483	484	486	490	
Lo PR	119	121	124	129	126	128	131	136	133	134	137	142	138	139	142	147	143	145	148	153	163	165	168	174	
MBh	41.6	42.2	43.4	45.2	41.3	41.8	43.0	44.9	40.2	40.8	42.0	43.8	38.4	39.0	40.2	42.0	36.2	36.8	38.0	39.8	28.9	29.4	30.4	32.0	
S/T	1.00	0.95	0.81	0.67	1.00	0.95	0.82	0.67	1.00	1.00	0.84	0.70	1.00	1.00	0.86	0.72	1.00	1.00	0.88	0.74	1.00	1.00	1.00	0.90	
ΔT	33	31	27	24	33	31	27	23	33	31	28	24	33	31	27	23	33	31	27	23	27	25	22	19	
kW	3.06	3.05	3.05	3.08	3.44	3.44	3.43	3.46	3.87	3.87	3.86	3.89	4.34	4.34	4.33	4.36	4.86	4.86	4.85	4.88	4.87	4.86	4.86	4.88	
Amps	11.2	11.2	11.1	11.3	12.9	12.9	12.8	13.0	14.7	14.7	14.7	14.8	16.8	16.8	16.7	16.9	19.0	19.0	19.0	19.1	19.4	19.4	19.4	19.5	
Hi PR	285	287	289	294	330	331	333	338	376	377	379	384	426	427	429	434	480	481	483	488	486	487	488	493	
Lo PR	121	123	126	131	129	130	133	138	135	136	139	144	140	141	144	149	145	147	150	155	166	167	170	176	
MBh	42.4	43.0	44.2	46.0	42.0	42.6	43.8	45.6	41.0	41.6	42.8	44.6	39.2	39.8	41.0	42.8	37.0	37.6	38.8	40.6	29.6	30.0	31.1	32.6	
S/T	1.00	0.98	0.85	0.70	1.00	0.99	0.85	0.71	1.00	1.00	0.88	0.74	1.00	1.00	0.90	0.76	1.00	1.00	0.92	0.78	1.00	1.00	1.00	0.90	
ΔT	32	30	26	22	32	30	26	22	32	30	26	23	32	30	26	22	32	30	26	22	27	25	22	19	
kW	3.08	3.07	3.07	3.10	3.46	3.46	3.45	3.48	3.89	3.89	3.88	3.91	4.36	4.36	4.35	4.38	4.88	4.88	4.87	4.90	4.88	4.88	4.87	4.90	
Amps	11.3	11.3	11.2	11.4	13.0	12.9	12.9	13.0	14.8	14.8	14.8	14.9	16.9	16.8	16.8	16.9	19.1	19.1	19.1	19.2	19.5	19.5	19.4	19.5	
Hi PR	288	289	291	296	333	334	336	341	379	380	382	387	429	430	432	437	483	484	486	491	488	489	491	495	
Lo PR	124	125	128	133	131	132	135	140	137	139	142	147	142	144	147	152	148	149	152	157	168	170	173	178	

IDB = Entering Indoor Dry Bulb Temperature
 High and low pressures are measured at the liquid and suction service valves.
 Airflow may vary depending on actual ambient conditions and system operation modes.

Shaded area is AHRI conditions
 kW = Total system power
 Amps = outdoor unit amps (comp.-fian)

IDB	AIRFLOW	OUTDOOR AMBIENT TEMPERATURE												ENTERING INDOOR WET BULB TEMPERATURE											
		65°F				75°F				85°F				95°F				105°F				115°F			
		59	63	67	71	59	63	67	71	59	63	67	71	59	63	67	71	59	63	67	71	59	63	67	71
1165	MBh	45.2	45.8	47.2	-	44.8	45.4	46.8	-	43.6	44.2	45.6	-	41.5	42.2	43.5	-	39.1	39.7	41.1	-	31.7	32.2	33.4	-
	S/T	0.56	0.49	0.36	-	0.57	0.50	0.37	-	0.59	0.52	0.39	-	0.61	0.54	0.41	-	0.63	0.56	0.43	-	1.00	0.64	0.50	-
	ΔT	23	21	17	-	23	21	17	-	24	21	17	-	23	21	17	-	23	21	17	-	23	21	17	-
	kW	3.87	3.87	3.86	-	4.39	4.39	4.38	-	4.98	4.97	4.96	-	5.61	5.60	5.59	-	6.31	6.31	6.30	-	4.62	4.62	4.62	-
	Amps	14.7	14.6	14.6	-	16.9	16.9	16.9	-	19.5	19.4	19.4	-	22.2	22.2	22.1	-	25.3	25.3	25.2	-	18.9	18.9	18.8	-
	Hi PR	299	301	303	-	347	348	350	-	396	397	399	-	449	451	453	-	507	508	510	-	514	515	517	-
Lo PR	112	113	116	-	118	120	123	-	124	126	129	-	129	131	134	-	134	136	138	-	149	151	154	-	
70 1370	MBh	45.9	46.5	47.9	-	45.5	46.1	47.5	-	44.3	44.9	46.3	-	42.2	42.9	44.2	-	39.8	40.4	41.8	-	32.3	32.8	34.0	-
	S/T	0.64	0.56	0.43	-	0.64	0.57	0.44	-	0.67	0.59	0.46	-	0.69	0.61	0.48	-	0.71	0.63	0.50	-	1.00	0.71	0.58	-
	ΔT	22	20	16	-	22	20	16	-	22	20	16	-	22	20	16	-	21	19	15	-	21	19	16	-
	kW	3.90	3.90	3.89	-	4.43	4.42	4.41	-	5.01	5.00	5.00	-	5.64	5.64	5.63	-	6.35	6.34	6.33	-	4.65	4.64	4.64	-
	Amps	14.8	14.8	14.7	-	17.1	17.0	17.0	-	19.6	19.6	19.5	-	22.3	22.3	22.3	-	25.4	25.4	25.4	-	19.0	19.0	18.9	-
	Hi PR	302	304	306	-	350	351	353	-	399	400	403	-	453	454	456	-	510	511	513	-	517	518	520	-
Lo PR	113	115	118	-	120	122	125	-	126	128	130	-	131	133	135	-	136	138	140	-	152	153	156	-	
1575	MBh	46.7	47.4	48.7	-	46.3	47.0	48.3	-	45.2	45.8	47.1	-	43.1	43.8	45.1	-	40.6	41.3	42.6	-	33.0	33.6	34.7	-
	S/T	0.67	0.60	0.47	-	0.68	0.61	0.48	-	0.70	0.63	0.50	-	0.72	0.65	0.52	-	0.74	0.67	0.54	-	1.00	0.75	0.62	-
	ΔT	20	18	14	-	20	18	14	-	21	19	15	-	20	18	14	-	20	18	14	-	20	18	14	-
	kW	3.93	3.93	3.92	-	4.45	4.45	4.44	-	5.04	5.03	5.02	-	5.67	5.66	5.65	-	6.37	6.37	6.36	-	4.66	4.66	4.65	-
	Amps	14.9	14.9	14.9	-	17.2	17.2	17.1	-	19.7	19.7	19.7	-	22.5	22.4	22.4	-	25.5	25.5	25.5	-	19.0	19.0	19.0	-
	Hi PR	305	307	309	-	353	354	356	-	402	403	406	-	455	457	459	-	513	514	516	-	519	520	522	-
Lo PR	116	117	120	-	122	124	127	-	128	130	133	-	133	135	138	-	138	140	143	-	154	155	158	-	
1165	MBh	45.2	45.8	47.2	49.3	44.8	45.4	46.8	48.8	43.6	44.2	45.6	47.7	41.6	42.2	43.6	45.6	39.1	39.7	41.1	43.1	31.7	32.3	33.4	35.2
	S/T	0.69	0.62	0.49	0.35	0.69	0.62	0.49	0.35	0.72	0.65	0.52	0.38	0.74	0.66	0.53	0.40	1.00	0.69	0.56	0.42	1.00	0.77	0.63	0.49
	ΔT	28	26	22	18	28	26	22	18	28	26	22	18	28	26	22	18	28	26	22	17	27	25	22	18
	kW	3.87	3.86	3.85	3.89	4.39	4.38	4.38	4.42	4.97	4.97	4.96	5.00	5.60	5.60	5.59	5.63	6.31	6.30	6.30	6.34	4.62	4.62	4.61	4.64
	Amps	14.6	14.6	14.6	14.8	16.9	16.9	16.9	17.0	19.4	19.4	19.4	19.6	22.2	22.2	22.1	22.3	25.3	25.2	25.2	25.4	18.9	18.9	18.8	18.9
	Hi PR	299	301	303	308	347	348	350	355	396	398	400	405	450	451	453	458	507	509	511	516	514	515	517	522
Lo PR	112	113	116	121	118	120	123	127	124	126	129	133	129	131	134	138	134	136	139	143	149	151	154	159	
75 1370	MBh	45.9	46.5	47.9	50.0	45.5	46.1	47.5	49.5	44.3	44.9	46.3	48.4	42.3	42.9	44.3	46.3	39.8	40.4	41.8	43.8	32.3	32.9	34.0	35.8
	S/T	0.76	0.69	0.56	0.42	0.77	0.69	0.56	0.43	0.79	0.72	0.59	0.45	0.81	0.74	0.61	0.47	1.00	0.76	0.63	0.49	1.00	0.84	0.71	0.57
	ΔT	26	24	20	16	26	24	20	16	27	25	21	16	26	24	20	16	26	24	20	16	26	24	20	16
	kW	3.90	3.90	3.89	3.93	4.42	4.42	4.41	4.45	5.01	5.00	4.99	5.03	5.64	5.63	5.62	5.66	6.34	6.34	6.33	6.37	4.64	4.64	4.64	4.66
	Amps	14.8	14.8	14.7	14.9	17.1	17.0	17.0	17.2	19.6	19.6	19.5	19.7	22.3	22.3	22.3	22.4	25.4	25.4	25.3	25.5	19.0	18.9	18.9	19.0
	Hi PR	303	304	306	311	350	351	353	358	399	401	403	408	453	454	456	461	510	512	514	519	517	518	520	525
Lo PR	113	115	118	122	120	122	125	129	126	128	130	135	131	133	136	140	136	138	140	145	152	153	156	161	
1575	MBh	46.8	47.4	48.8	50.8	46.4	47.0	48.4	50.4	45.2	45.8	47.2	49.2	43.1	43.8	45.1	47.2	40.7	41.3	42.7	44.7	33.1	33.6	34.8	36.5
	S/T	0.80	0.72	0.59	0.46	0.80	0.73	0.60	0.46	0.83	0.75	0.62	0.49	1.00	0.77	0.64	0.51	1.00	0.79	0.66	0.53	1.00	1.00	0.75	0.60
	ΔT	25	23	19	15	25	23	19	15	25	23	19	15	25	23	19	15	25	23	19	15	25	23	19	15
	kW	3.93	3.92	3.91	3.95	4.45	4.44	4.44	4.48	5.03	5.03	5.02	5.06	5.66	5.66	5.65	5.69	6.37	6.36	6.36	6.40	4.66	4.66	4.65	4.68
	Amps	14.9	14.9	14.8	15.0	17.2	17.2	17.1	17.3	19.7	19.7	19.6	19.8	22.4	22.4	22.4	22.6	25.5	25.5	25.5	25.6	19.0	19.0	19.0	19.1
	Hi PR	306	307	309	314	353	354	356	361	402	404	406	411	456	457	459	464	513	515	517	522	519	521	522	527
Lo PR	116	117	120	125	123	124	127	131	128	130	133	137	134	135	138	142	138	140	143	147	154	155	158	163	

IDB = Entering indoor Dry Bulb Temperature
 High and low pressures are measured at the liquid and suction service valves.
 Airflow may vary depending on actual ambient conditions and system operation modes.

Shaded area is ACCA (TVA) conditions
 kW = Total system power
 Amps = outdoor unit amps (comp.-fan)

IDB	AIRFLOW	OUTDOOR AMBIENT TEMPERATURE												ENTERING INDOOR WET BULB TEMPERATURE											
		65°F				75°F				85°F				95°F				105°F				115°F			
		59	63	67	71	59	63	67	71	59	63	67	71	59	63	67	71	59	63	67	71	59	63	67	71
1165	MBh	45.4	46.1	47.4	49.5	45.0	45.7	47.0	49.1	43.8	44.5	45.8	47.9	41.8	42.4	43.8	45.9	39.3	40.0	41.3	43.4	31.9	32.5	33.6	35.4
	S/T	0.81	0.74	0.61	0.47	0.81	0.74	0.61	0.47	1.00	0.77	0.64	0.50	1.00	0.78	0.65	0.52	1.00	0.80	0.68	0.54	1.00	1.00	0.76	0.61
	ΔT	33	31	27	22	33	31	27	23	33	31	27	23	33	31	27	22	32	30	26	22	32	30	26	22
	kW	3.87	3.86	3.86	3.90	4.39	4.39	4.38	4.42	4.97	4.97	4.96	5.00	5.61	5.60	5.59	5.63	6.31	6.31	6.30	6.34	4.62	4.62	4.62	4.64
	Amps	14.6	14.6	14.6	14.8	16.9	16.9	16.9	17.0	19.5	19.4	19.4	19.6	22.2	22.2	22.1	22.3	25.3	25.2	25.2	25.4	18.9	18.9	18.8	18.9
	Hi PR	300	300	303	309	347	349	351	356	397	398	400	406	450	452	454	459	508	509	511	516	514	514	517	522
	Lo PR	112	113	116	121	119	120	123	128	125	126	129	134	130	131	134	139	135	136	139	144	150	151	154	159
	MBh	46.1	46.8	48.1	50.2	45.7	46.4	47.7	49.8	44.5	45.2	46.5	48.6	42.5	43.1	44.5	46.6	40.0	40.7	42.0	44.1	32.5	33.1	34.2	36.0
	S/T	0.88	0.81	0.68	0.54	0.89	0.81	0.68	0.55	1.00	0.84	0.71	0.57	1.00	0.86	0.73	0.59	1.00	0.88	0.75	0.61	1.00	1.00	0.83	0.69
	ΔT	31	29	25	21	31	29	25	21	31	29	25	21	31	29	25	20.8	31	29	25	21	30	28	24	21
kW	3.90	3.90	3.89	3.93	4.42	4.42	4.41	4.45	5.01	5.00	4.99	5.03	5.64	5.64	5.63	5.7	6.34	6.34	6.33	6.37	4.65	4.64	4.64	4.66	
Amps	14.8	14.8	14.7	14.9	17.1	17.0	17.0	17.2	19.6	19.6	19.5	19.7	22.3	22.3	22.3	22.5	25.4	25.4	25.4	25.5	19.0	19.0	18.9	19.0	
Hi PR	303	304	307	312	350	352	354	359	400	401	403	409	453	455	457	462.0	511	512	514	519	517	518	520	525	
Lo PR	114	115	118	123	121	122	125	130	127	128	131	136	132	133	136	141	137	138	141	146	152	154	157	162	
MBh	47.0	47.6	49.0	51.1	46.6	47.2	48.6	50.7	45.4	46.1	47.4	49.5	43.4	44.0	45.4	47.4	40.9	41.5	42.9	45.0	33.3	33.8	35.0	36.7	
S/T	0.92	0.84	0.71	0.58	1.00	0.85	0.72	0.58	1.00	0.87	0.74	0.61	1.00	0.89	0.76	0.63	1.00	0.91	0.78	0.65	1.00	1.00	0.87	0.73	
ΔT	30	28	24	20	30	28	24	20	30	28	24	20	30	28	24	20	30	27	23	19	29	27	23	19	
kW	3.93	3.92	3.92	3.96	4.45	4.45	4.44	4.48	5.03	5.03	5.02	5.06	5.67	5.66	5.65	5.69	6.37	6.37	6.36	6.40	4.66	4.66	4.65	4.68	
Amps	14.9	14.9	14.9	15.0	17.2	17.2	17.1	17.3	19.7	19.7	19.7	19.8	22.5	22.4	22.4	22.6	25.5	25.5	25.5	25.6	19.0	19.0	19.0	19.1	
Hi PR	306	307	309	315	353	355	357	362	403	404	406	412	456	458	460	465	514	515	517	522	520	521	523	528	
Lo PR	116	118	120	125	123	124	127	132	129	130	133	138	134	135	138	143	139	140	143	148	154	156	159	164	
MBh	46.2	46.8	48.2	50.2	45.8	46.4	47.8	49.8	44.6	45.2	46.6	48.7	42.6	43.2	44.6	46.6	40.1	40.7	42.1	44.1	32.6	33.1	34.3	36.1	
S/T	1.00	0.83	0.70	0.57	1.00	0.84	0.71	0.57	1.00	0.86	0.73	0.60	1.00	0.88	0.75	0.61	1.00	1.00	0.77	0.64	1.00	1.00	0.86	0.71	
ΔT	37	35	31	27	37	35	31	27	37	35	31	27	37	35	31	27	37	34	30	26	36	34	30	26	
kW	3.88	3.87	3.87	3.91	4.40	4.40	4.39	4.43	4.98	4.98	4.97	5.01	5.62	5.61	5.60	5.64	6.32	6.32	6.31	6.35	4.63	4.63	4.62	4.65	
Amps	14.7	14.7	14.6	14.8	17.0	16.9	16.9	17.1	19.5	19.5	19.4	19.6	22.2	22.2	22.2	22.4	25.3	25.3	25.3	25.4	18.9	18.9	18.9	19.0	
Hi PR	301	303	305	310	349	350	352	357	398	400	402	407	452	453	455	460	509	510	513	518	516	517	519	523	
Lo PR	114	115	118	123	121	122	125	130	126	128	131	135	132	133	136	141	136	138	141	145	152	153	156	161	
MBh	46.9	47.5	48.9	50.9	46.5	47.1	48.5	50.5	45.3	45.9	47.3	49.4	43.3	43.9	45.3	47.3	40.8	41.4	42.8	44.8	33.2	33.7	34.9	36.7	
S/T	1.00	0.90	0.77	0.64	1.00	0.91	0.78	0.64	1.00	0.93	0.80	0.67	1.00	0.95	0.82	0.69	1.00	1.00	0.84	0.71	1.00	1.00	0.86	0.79	
ΔT	35	33	29	25	35	33	29	25	36	33	29	25	35	33	29	25	35	33	29	25	34	32	28	25	
kW	3.91	3.91	3.90	3.94	4.43	4.43	4.42	4.46	5.02	5.01	5.00	5.04	5.65	5.65	5.64	5.68	6.35	6.35	6.34	6.38	4.65	4.65	4.64	4.67	
Amps	14.8	14.8	14.8	15.0	17.1	17.1	17.1	17.2	19.6	19.6	19.6	19.8	22.4	22.4	22.3	22.5	25.5	25.4	25.4	25.6	19.0	19.0	19.0	19.1	
Hi PR	305	306	308	313	352	353	355	360	401	403	405	410	455	456	458	463	512	514	516	521	519	520	522	526	
Lo PR	116	117	120	125	122	124	127	131	128	130	133	137	133	135	138	142	138	140	143	147	154	155	158	163	
MBh	47.8	48.4	49.8	51.8	47.4	48.0	49.4	51.4	46.2	46.8	48.2	50.2	44.1	44.8	46.1	48.2	41.7	42.3	43.6	45.7	33.9	34.5	35.6	37.4	
S/T	1.00	0.94	0.81	0.67	1.00	0.95	0.82	0.68	1.00	0.97	0.84	0.70	1.00	1.00	0.86	0.72	1.00	1.00	0.88	0.74	1.00	1.00	0.83	0.83	
ΔT	34	32	28	24	34	32	28	24	34	32	28	24	34	32	28	24	34	32	28	23	33	31	27	23	
kW	3.94	3.93	3.93	3.97	4.46	4.46	4.45	4.49	5.04	5.04	5.03	5.07	5.68	5.67	5.66	5.70	6.38	6.38	6.37	6.41	4.67	4.67	4.66	4.69	
Amps	15.0	14.9	14.9	15.1	17.2	17.2	17.2	17.3	19.8	19.7	19.7	19.9	22.5	22.5	22.4	22.6	25.6	25.6	25.5	25.7	19.1	19.1	19.0	19.1	
Hi PR	307	309	311	316	355	356	358	363	404	406	408	413	458	459	461	466	515	517	519	524	521	522	524	529	
Lo PR	118	119	122	127	125	126	129	134	131	132	135	140	136	137	140	145	141	142	145	150	156	158	161	166	

IDB = Entering Indoor Dry Bulb Temperature
 High and low pressures are measured at the liquid and suction service valves.
 Airflow may vary depending on actual ambient conditions and system operation modes.

Shaded area is AHRI conditions
 kW = Total system power
 Amps = outdoor unit amps (comp.-fian)

IDB	AIRFLOW	OUTDOOR AMBIENT TEMPERATURE												ENTERING INDOOR WET BULB TEMPERATURE											
		65°F				75°F				85°F				95°F				105°F				115°F			
		59	63	67	71	59	63	67	71	59	63	67	71	59	63	67	71	59	63	67	71	59	63	67	71
1300	MBh	54.3	55.1	56.7	-	53.8	54.6	56.2	-	52.4	53.2	54.8	-	49.9	50.7	52.3	-	45.1	45.9	47.5	-	35.9	36.5	37.8	-
	S/T	0.56	0.49	0.36	-	0.56	0.49	0.36	-	0.59	0.51	0.39	-	0.61	0.53	0.41	-	0.66	0.59	0.45	-	1.00	0.61	0.48	-
	ΔT	22	20	17	-	22	20	17	-	23	21	17	-	22	20	17	-	20	18	15	-	24	22	18	-
	kW	4.43	4.43	4.41	-	5.03	5.03	5.02	-	5.71	5.70	5.69	-	6.43	6.43	6.42	-	7.06	7.06	7.05	-	4.90	4.90	4.90	-
	Amps	16.8	16.8	16.8	-	19.5	19.4	19.4	-	22.4	22.4	22.3	-	25.5	25.5	25.5	-	28.4	28.4	28.4	-	19.8	19.8	19.7	-
	Hi PR	302	304	306	-	350	352	354	-	400	402	404	-	454	456	458	-	498	499	501	-	513	514	516	-
Lo PR	109	111	114	-	116	117	120	-	122	123	126	-	127	128	131	-	143	144	147	-	151	152	156	-	
70 1530	MBh	55.1	55.9	57.5	-	54.7	55.4	57.1	-	53.2	54.0	55.6	-	50.8	51.6	53.2	-	45.9	46.7	48.3	-	36.6	37.2	38.5	-
	S/T	0.63	0.56	0.43	-	0.63	0.56	0.43	-	0.66	0.59	0.46	-	0.68	0.60	0.48	-	1.00	0.66	0.53	-	1.00	0.68	0.55	-
	ΔT	21	19	15	-	21	19	15	-	21	19	15	-	21	19	15	-	19	17	13	-	22	20	16	-
	kW	4.47	4.46	4.45	-	5.07	5.07	5.06	-	5.74	5.74	5.73	-	6.47	6.47	6.46	-	7.10	7.10	7.09	-	4.93	4.92	4.92	-
	Amps	17.0	17.0	16.9	-	19.6	19.6	19.6	-	22.5	22.5	22.5	-	25.7	25.7	25.6	-	28.6	28.6	28.5	-	19.9	19.9	19.8	-
	Hi PR	306	307	309	-	353	355	357	-	403	405	407	-	457	459	461	-	501	502	504	-	516	517	519	-
Lo PR	111	113	116	-	118	119	122	-	124	125	128	-	129	130	133	-	145	146	149	-	153	155	158	-	
1760	MBh	56.2	57.0	58.6	-	55.7	56.5	58.1	-	54.3	55.1	56.7	-	51.8	52.6	54.2	-	47.0	47.6	49.2	-	37.3	38.0	39.3	-
	S/T	0.66	0.59	0.46	-	0.67	0.60	0.47	-	0.69	0.62	0.49	-	0.71	0.64	0.51	-	1.00	0.70	0.56	-	1.00	0.73	0.60	-
	ΔT	20	18	14	-	20	18	14	-	20	18	14	-	20	18	14	-	18	16	12	-	20	18	14	-
	kW	4.50	4.49	4.48	-	5.10	5.10	5.09	-	5.78	5.77	5.76	-	6.50	6.50	6.49	-	7.13	7.13	7.12	-	4.95	4.94	4.94	-
	Amps	17.1	17.1	17.1	-	19.8	19.7	19.7	-	22.7	22.7	22.6	-	25.8	25.8	25.8	-	28.7	28.7	28.7	-	20.0	19.9	19.9	-
	Hi PR	309	310	312	-	356	358	360	-	406	408	410	-	460	462	464	-	504	505	507	-	518	519	521	-
Lo PR	114	115	118	-	120	122	124	-	126	127	130	-	131	132	135	-	147	149	152	-	155	157	160	-	
75 1300	MBh	54.3	55.1	56.7	59.2	53.8	54.6	56.2	58.7	52.4	53.2	54.8	57.3	50.0	50.7	52.4	54.9	45.2	45.9	47.5	49.9	35.9	36.5	38.0	39.9
	S/T	0.68	0.61	0.48	0.34	0.69	0.61	0.49	0.35	0.71	0.64	0.51	0.37	0.73	0.66	0.53	0.39	1.00	0.72	0.58	0.44	1.00	0.68	0.60	0.46
	ΔT	27	25	21	17	27	25	21	17	27	25	21	17	27	25	21	17	24	22	19	16	28	25	21	17
	kW	4.43	4.42	4.41	4.46	5.03	5.02	5.01	5.06	5.70	5.70	5.69	5.73	6.43	6.43	6.42	6.46	7.06	7.06	7.05	7.09	4.90	4.90	4.89	4.92
	Amps	16.8	16.8	16.7	16.9	19.4	19.4	19.4	19.6	22.4	22.3	22.3	22.5	25.5	25.5	25.5	25.7	28.4	28.4	28.3	28.5	19.8	19.8	19.7	19.8
	Hi PR	303	304	306	311	350	352	354	359	401	402	404	409	454	456	458	463	498	498	500	502	513	514	516	521
Lo PR	109	111	114	118	116	117	120	125	122	123	126	131	127	128	131	136	143	144	147	152	151	152	156	161	
75 1530	MBh	55.2	55.9	57.6	60.1	54.7	55.5	57.1	59.6	53.3	54.0	55.7	58.1	50.8	51.6	53.2	55.7	46.0	46.7	48.3	50.7	36.6	37.2	38.6	40.6
	S/T	0.75	0.68	0.55	0.42	0.76	0.68	0.56	0.42	0.78	0.71	0.58	0.45	0.80	0.73	0.60	0.46	1.00	0.79	0.65	0.51	1.00	0.90	0.68	0.54
	ΔT	25	23	20	16	25	23	20	16	26	24	20	16	25	23	19	16	23	21	17	14	26	24	20	16
	kW	4.46	4.46	4.45	4.50	5.07	5.06	5.05	5.10	5.74	5.74	5.73	5.77	6.47	6.46	6.45	6.50	7.10	7.09	7.08	7.13	4.92	4.92	4.92	4.94
	Amps	17.0	17.0	16.9	17.1	19.6	19.6	19.5	19.7	22.5	22.5	22.5	22.7	25.7	25.7	25.6	25.8	28.6	28.5	28.5	28.7	19.9	19.8	19.8	19.9
	Hi PR	306	307	309	315	354	355	357	362	404	405	407	412	458	459	461	466	501	503	505	510	516	517	519	524
Lo PR	111	113	116	120	118	119	122	127	124	125	128	133	129	130	133	138	145	146	149	154	153	155	158	163	
1760	MBh	56.2	57.0	58.6	61.1	55.7	56.5	58.1	60.6	54.3	55.1	56.7	59.2	51.9	52.6	54.3	56.8	47.0	47.8	49.4	51.8	37.4	38.0	39.3	41.3
	S/T	0.79	0.71	0.59	0.45	0.79	0.72	0.59	0.46	0.82	0.74	0.62	0.48	0.83	0.76	0.63	0.50	1.00	0.83	0.69	0.55	1.00	1.00	0.73	0.59
	ΔT	24	22	18	14	24	22	18	14	24	22	19	15	24	22	18	14	22	20	16	13	24	23	19	15
	kW	4.50	4.49	4.48	4.53	5.10	5.09	5.08	5.13	5.77	5.77	5.76	5.80	6.50	6.50	6.49	6.53	7.13	7.12	7.11	7.16	4.94	4.94	4.94	4.96
	Amps	17.1	17.1	17.1	17.3	19.7	19.7	19.7	19.9	22.7	22.6	22.6	22.8	25.8	25.8	25.8	26.0	28.7	28.7	28.6	28.8	19.9	19.9	19.9	20.0
	Hi PR	309	310	312	318	357	358	360	365	407	408	410	415	461	462	464	469	504	506	508	513	519	520	522	526
Lo PR	114	115	118	122	120	122	124	129	126	127	130	135	131	132	135	140	147	149	152	157	155	157	160	165	

IDB = Entering Indoor Dry Bulb Temperature
 High and low pressures are measured at the liquid and suction service valves.
 Airflow may vary depending on actual ambient conditions and system operation modes.

Shaded area is ACCA (TVA) conditions
 kW = Total system power
 Amps = outdoor unit amps (comp.-fan)

EXPANDED COOLING DATA — DX17VSS601BA / CA*E4961*4A*+ DTA119A71 AT 100%

IDB	AIRFLOW	OUTDOOR AMBIENT TEMPERATURE												ENTERING INDOOR WET BULB TEMPERATURE											
		65°F				75°F				85°F				95°F				105°F				115°F			
		59	63	67	71	59	63	67	71	59	63	67	71	59	63	67	71	59	63	67	71	59	63	67	71
1300	MBh	54.6	55.4	57.0	59.5	54.1	54.9	56.5	59.0	52.7	53.5	55.1	57.6	50.3	51.0	52.7	55.1	45.5	46.3	47.9	50.3	36.1	36.9	38.1	40.1
	S/T	0.80	0.73	0.60	0.46	0.80	0.73	0.60	0.47	1.00	0.76	0.63	0.49	1.00	0.77	0.65	0.51	1.00	0.84	0.71	0.56	1.00	1.00	0.73	0.59
	ΔT	32	29	26	22	31	29	26	22	32	30	26	22	31	29	26	22	28	26	23	19	31	29	27	23
	kW	4.43	4.42	4.41	4.46	5.03	5.03	5.02	5.06	5.71	5.70	5.69	5.74	6.43	6.43	6.42	6.46	7.06	7.06	7.05	7.09	4.90	4.90	4.90	4.92
	Amps	16.8	16.8	16.8	17.0	19.4	19.4	19.4	19.6	22.4	22.4	22.3	22.5	25.5	25.5	25.5	25.7	28.4	28.4	28.4	28.5	19.8	19.8	19.8	19.9
	Hi PR	303	305	307	312	351	352	354	360	401	402	405	410	455	456	459	464	499	500	502	507	514	515	517	521
	Lo PR	110	111	114	119	117	118	121	125	122	124	127	131	127	129	132	136	143	145	148	153	152	153	156	161
	MBh	55.5	56.2	57.9	60.3	55.0	55.7	57.4	59.9	53.6	54.3	55.9	58.4	51.1	51.9	53.5	56.0	46.3	47.0	48.6	51.0	36.8	37.5	38.8	40.8
	S/T	0.87	0.80	0.67	0.53	0.88	0.80	0.68	0.54	1.00	0.83	0.70	0.56	1.00	0.85	0.72	0.58	1.00	1.00	0.78	0.64	1.00	1.00	0.80	0.66
	ΔT	30	28	24	20	30	28	24	20	30	28	24	20	30	28	24	20	27	25	22	18	30	28	25	21
kW	4.47	4.46	4.45	4.50	5.07	5.07	5.06	5.10	5.74	5.74	5.73	5.77	6.47	6.47	6.46	6.5	7.10	7.10	7.09	7.13	4.93	4.92	4.92	4.94	
Amps	17.0	17.0	16.9	17.1	19.6	19.6	19.6	19.8	22.5	22.5	22.5	22.7	25.7	25.7	25.7	25.8	28.6	28.6	28.5	28.7	19.9	19.9	19.9	20.0	
Hi PR	306	308	310	315	354	355	358	363	404	406	408	413	458	459	462	466.9	502	503	505	510	516	518	519	524	
Lo PR	112	113	116	121	119	120	123	127	124	126	129	133	129	131	133	138	145	147	150	155	154	155	158	163	
MBh	56.5	57.3	58.9	61.4	56.0	56.8	58.4	60.9	54.6	55.4	57.0	59.5	52.2	52.9	54.6	57.0	47.3	47.3	47.3	47.3	37.6	38.2	39.5	41.6	
S/T	0.91	0.83	0.71	0.57	0.91	0.84	0.71	0.58	1.00	0.86	0.73	0.60	1.00	0.88	0.75	0.62	1.00	1.00	0.82	0.68	1.00	1.00	0.85	0.71	
ΔT	29	27	23	19	29	27	23	19	29	27	23	19	29	27	23	19	26	24	20	17	29	27	23	19	
kW	4.50	4.49	4.48	4.53	5.10	5.10	5.09	5.13	5.77	5.77	5.76	5.81	6.50	6.50	6.49	6.53	7.13	7.13	7.12	7.16	4.95	4.94	4.94	4.96	
Amps	17.1	17.1	17.1	17.3	19.8	19.7	19.7	19.9	22.7	22.7	22.6	22.8	25.8	25.8	25.8	26.0	29.4	29.4	29.3	29.5	19.9	19.9	19.9	20.0	
Hi PR	309	311	313	318	357	358	361	366	407	409	411	416	461	463	465	470	519	521	523	528	519	520	522	527	
Lo PR	114	115	118	123	121	122	125	130	127	128	131	135	132	133	136	140	148	149	152	157	156	157	161	166	
MBh	55.5	56.3	57.9	60.4	55.0	55.8	57.4	59.9	53.6	54.4	56.0	58.5	51.2	51.9	53.6	56.1	46.3	47.1	48.7	51.1	36.9	37.5	38.8	41.0	
S/T	1.00	0.82	0.69	0.56	1.00	0.83	0.70	0.56	1.00	0.85	0.72	0.59	1.00	0.87	0.74	0.61	1.00	1.00	0.81	0.66	1.00	1.00	0.76	0.69	
ΔT	36	33	30	26	35	33	30	26	36	34	30	26	35	33	30	26	32	30	27	23	35	33	31	27	
kW	4.44	4.44	4.43	4.47	5.04	5.04	5.03	5.07	5.72	5.71	5.70	5.75	6.45	6.44	6.43	6.48	7.07	7.07	7.06	7.10	4.91	4.91	4.90	4.93	
Amps	16.9	16.9	16.8	17.0	19.5	19.5	19.4	19.6	22.4	22.4	22.4	22.6	25.6	25.6	25.5	25.7	28.5	28.4	28.4	28.6	19.8	19.8	19.8	19.9	
Hi PR	305	306	308	313	352	354	356	361	403	404	406	411	456	458	460	465	500	502	504	509	515	516	518	523	
Lo PR	112	113	116	120	118	120	122	127	124	125	128	133	129	130	133	138	145	147	150	155	153	155	158	163	
MBh	56.4	57.1	58.8	61.3	55.9	56.7	58.3	60.8	54.5	55.2	56.9	59.3	52.0	52.8	54.4	56.9	47.1	47.9	49.5	51.9	37.6	38.2	39.5	41.6	
S/T	1.00	0.89	0.76	0.63	1.00	0.90	0.77	0.64	1.00	0.92	0.79	0.66	1.00	0.94	0.81	0.68	1.00	1.00	0.88	0.74	1.00	1.00	0.76	0.76	
ΔT	34	32	28	24	34	32	28	24	34	32	28	24	34	32	28	24	31	29	25	22	34	32	29	25	
kW	4.48	4.47	4.46	4.51	5.08	5.08	5.07	5.11	5.76	5.75	5.74	5.79	6.48	6.48	6.47	6.51	7.11	7.11	7.10	7.14	4.93	4.93	4.92	4.95	
Amps	17.0	17.0	17.0	17.2	19.7	19.6	19.6	19.8	22.6	22.6	22.5	22.7	25.8	25.7	25.7	25.9	28.6	28.6	28.6	28.8	19.9	19.9	19.9	20.0	
Hi PR	308	309	311	317	356	357	359	364	406	407	409	414	460	461	463	468	503	505	507	512	518	519	521	525	
Lo PR	114	115	118	122	120	122	124	129	126	127	130	135	131	132	135	140	147	149	152	157	155	157	160	165	
MBh	57.4	58.2	59.8	62.3	56.9	57.7	59.3	61.8	55.5	56.3	57.9	60.4	53.1	53.8	55.5	58.0	48.2	48.9	50.5	52.9	38.3	39.0	40.3	42.3	
S/T	1.00	0.93	0.80	0.67	1.00	0.93	0.81	0.67	1.00	0.96	0.83	0.70	1.00	0.98	0.85	0.71	1.00	1.00	0.92	0.78	1.00	1.00	0.81	0.81	
ΔT	33	31	27	23	33	31	27	23	33	31	27	23	33	31	27	23	29	28	24	20	33	31	27	23	
kW	4.51	4.51	4.50	4.54	5.11	5.11	5.10	5.14	5.79	5.78	5.77	5.82	6.51	6.51	6.50	6.55	7.14	7.14	7.13	7.17	4.95	4.95	4.94	4.97	
Amps	17.2	17.2	17.1	17.3	19.8	19.8	19.7	19.9	22.7	22.7	22.7	22.9	25.9	25.9	25.8	26.0	28.8	28.7	28.7	28.9	20.0	20.0	19.9	20.1	
Hi PR	311	312	314	320	359	360	362	367	409	410	412	417	463	464	466	471	506	508	510	515	520	522	523	528	
Lo PR	116	117	120	125	122	124	127	131	128	130	132	137	133	135	137	142	150	151	154	159	158	159	162	168	

IDB = Entering Indoor Dry Bulb Temperature
 High and low pressures are measured at the liquid and suction service valves.
 Airflow may vary depending on actual ambient conditions and system operation modes.

Shaded area is AHRI conditions
 kW = Total system power
 Amps = outdoor unit amps (comp.-fan)

DX17VSS181B* / CA*EA1818*4A* + DM96VC0803BNA* DESIGN SUBCOOLING @ AHRI 95 °F CONDITIONS, 9-11 °F - 100 % DEMAND				
OUTDOOR TEMP. °F	TOTAL BTU/H	SENSIBLE BTU/H	LATENT BTU/H	TOTAL WATTS
75°	18,300	13,900	4,400	1,090
80°	18,100	14,000	4,100	1,165
85°	17,900	14,000	3,900	1,240
90°	17,500	13,900	3,600	1,315
95°	17,100	13,700	3,400	1,390
100°	16,600	13,600	3,000	1,475
105°	16,100	13,400	2,700	1,560
110°	15,700	13,500	2,200	1,660
115°	15,300	13,500	1,800	1,760
TVA Conditions @ 95° OD DB, 75° ID, 63° ID WB				
95°	16,500	13,500	3,000	1,390

DX17VSS181B* / CA*EA1818*4A* + DM96VC0803BNA* DESIGN SUBCOOLING @ AHRI 95 °F CONDITIONS, 9-11 °F - BOOST MODE				
OUTDOOR TEMP. °F	TOTAL BTU/H	SENSIBLE BTU/H	LATENT BTU/H	TOTAL WATTS
75°	19,300	14,200	5,100	1,100
80°	19,100	14,300	4,800	1,200
85°	18,800	14,300	4,500	1,300
90°	18,400	14,200	4,200	1,400
95°	18,000	14,000	4,000	1,500
100°	17,500	13,800	3,700	1,550
105°	17,000	13,600	3,400	1,600
110°	16,600	13,700	2,900	1,700
115°	16,100	13,700	2,400	1,800
TVA Conditions @ 95° OD DB, 75° ID, 63° ID WB				
95°	17,400	13,700	3,700	1,500

DX17VSS241B* / CA*EA1818*4A* + DM96VC0803BNA* DESIGN SUBCOOLING @ AHRI 95 °F CONDITIONS, 11-13 °F - 100 % DEMAND				
OUTDOOR TEMP. °F	TOTAL BTU/H	SENSIBLE BTU/H	LATENT BTU/H	TOTAL WATTS
75°	24,400	18,300	6,100	1,580
80°	24,100	18,500	5,600	1,685
85°	23,800	18,600	5,200	1,790
90°	23,300	18,400	4,900	1,905
95°	22,800	18,200	4,600	2,020
100°	22,200	17,900	4,300	2,145
105°	21,500	17,600	3,900	2,270
110°	21,000	17,800	3,200	2,420
115°	20,400	18,000	2,400	2,570
TVA Conditions @ 95° OD DB, 75° ID, 63° ID WB				
95°	22,000	17,800	4,200	2,020

DX17VSS241B* / CA*EA1818*4A* + DM96VC0803BNA* DESIGN SUBCOOLING @ AHRI 95 °F CONDITIONS, 11-13 °F - BOOST MODE				
OUTDOOR TEMP. °F	TOTAL BTU/H	SENSIBLE BTU/H	LATENT BTU/H	TOTAL WATTS
75°	25,700	18,900	6,800	1,700
80°	25,400	19,000	6,400	1,800
85°	25,100	19,000	6,100	1,900
90°	24,600	18,900	5,700	2,000
95°	24,000	18,700	5,300	2,100
100°	23,400	18,400	5,000	2,250
105°	22,700	18,100	4,600	2,400
110°	22,100	18,200	3,900	2,550
115°	21,400	18,300	3,100	2,700
TVA Conditions @ 95° OD DB, 75° ID, 63° ID WB				
95°	23,100	18,300	4,800	2,100

DX17VSS301B* / CA*EA2422*4A* + DM96VC0803BNA* DESIGN SUBCOOLING @ AHRI 95 °F CONDITIONS, 9-11 °F - 100 % DEMAND				
OUTDOOR TEMP. °F	TOTAL BTU/H	SENSIBLE BTU/H	LATENT BTU/H	TOTAL WATTS
75°	30,500	23,200	7,300	2,110
80°	30,100	23,400	6,700	2,240
85°	29,700	23,500	6,200	2,370
90°	29,100	23,300	5,800	2,510
95°	28,400	23,000	5,400	2,650
100°	27,600	22,600	5,000	2,810
105°	26,800	22,200	4,600	2,970
110°	26,100	22,400	3,700	3,160
115°	25,400	22,600	2,800	3,350
TVA Conditions @ 95° OD DB, 75° ID, 63° ID WB				
95°	27,400	22,500	4,900	2,660

DX17VSS301B* / CA*EA2422*4A* + DM96VC0803BNA* DESIGN SUBCOOLING @ AHRI 95 °F CONDITIONS, 9-11 °F - BOOST MODE				
OUTDOOR TEMP. °F	TOTAL BTU/H	SENSIBLE BTU/H	LATENT BTU/H	TOTAL WATTS
75°	32,200	23,900	8,300	2,200
80°	31,800	24,000	7,800	2,350
85°	31,400	24,100	7,300	2,500
90°	30,700	23,900	6,800	2,650
95°	30,000	23,600	6,400	2,800
100°	29,200	23,300	5,900	2,950
105°	28,300	23,000	5,300	3,100
110°	27,600	23,100	4,500	3,300
115°	26,800	23,200	3,600	3,500
TVA Conditions @ 95° OD DB, 75° ID, 63° ID WB				
95°	28,900	23,100	5,800	2,800

DX17VSS361B* / CA*EA3026*4A* + D*96VC1005CNA* DESIGN SUBCOOLING @ AHRI 95 °F CONDITIONS, 9-11 °F - 100 % DEMAND				
OUTDOOR TEMP. °F	TOTAL BTU/H	SENSIBLE BTU/H	LATENT BTU/H	TOTAL WATTS
75°	36,700	28,300	8,400	2,890
80°	36,300	28,500	7,800	3,080
85°	35,800	28,600	7,200	3,270
90°	35,000	28,300	6,700	3,475
95°	34,200	28,000	6,200	3,680
100°	33,300	27,600	5,700	3,905
105°	32,300	27,100	5,200	4,130
110°	31,000	28,400	2,600	4,000
115°	29,600	29,600	0	3,870
TVA Conditions @ 95° OD DB, 75° ID, 63° ID WB				
95°	33,000	27,400	5,600	3,680

DX17VSS361B* / CA*EA3026*4A* + D*96VC1005CNA* DESIGN SUBCOOLING @ AHRI 95 °F CONDITIONS, 9-11 °F - BOOST MODE				
OUTDOOR TEMP. °F	TOTAL BTU/H	SENSIBLE BTU/H	LATENT BTU/H	TOTAL WATTS
75°	38,600	28,900	9,700	3,000
80°	38,100	29,100	9,000	3,200
85°	37,600	29,200	8,400	3,400
90°	36,800	28,900	7,900	3,600
95°	36,000	28,600	7,400	3,800
100°	35,000	28,200	6,800	4,050
105°	34,000	27,800	6,200	4,300
110°	31,800	28,700	3,100	4,100
115°	29,600	29,600	0	3,900
TVA Conditions @ 95° OD DB, 75° ID, 63° ID WB				
95°	34,700	28,000	6,700	3,800

PERFORMANCE DATA FOR STANDARD OPERATING MODE (CONT.)

DX17VSS421B* / CA*E4860*4A* + D*96VC1005CNA* DESIGN SUBCOOLING @ AHRI 95 °F CONDITIONS, 7-9 °F - 100 % DEMAND				
OUTDOOR TEMP. °F	TOTAL BTU/H	SENSIBLE BTU/H	LATENT BTU/H	TOTAL WATTS
75°	42,900	30,500	12,400	3,500
80°	42,400	30,700	11,700	3,725
85°	41,800	30,900	10,900	3,950
90°	40,900	30,700	10,200	4,195
95°	40,000	30,400	9,600	4,440
100°	38,900	30,000	8,900	4,715
105°	37,800	29,500	8,300	4,990
110°	35,900	29,400	6,500	4,730
115°	33,900	29,200	4,700	4,470
TVA CONDITIONS @ 95° OD DB, 75° ID, 63° ID WB				
95°	38,600	29,700	8,900	4,450

DX17VSS421B* / CA*E4860*4A* + D*96VC1005CNA* DESIGN SUBCOOLING @ AHRI 95 °F CONDITIONS, 7-9 °F - BOOST MODE				
OUTDOOR TEMP. °F	TOTAL BTU/H	SENSIBLE BTU/H	LATENT BTU/H	TOTAL WATTS
75°	45,000	31,300	13,700	3,600
80°	44,500	31,500	13,000	3,850
85°	43,900	31,600	12,300	4,100
90°	43,000	31,400	11,600	4,350
95°	42,000	31,100	10,900	4,600
100°	40,900	30,700	10,200	4,900
105°	39,700	30,200	9,500	5,200
110°	36,800	29,700	7,100	4,850
115°	33,900	29,200	4,700	4,500
TVA CONDITIONS @ 95° OD DB, 75° ID, 63° ID WB				
95°	40,500	30,300	10,200	4,600

DX17VSS481B* / CA*E4860*4A* + D*96VC1005CNA* DESIGN SUBCOOLING @ AHRI 95 °F CONDITIONS, 8-10 °F - 100 % DEMAND				
OUTDOOR TEMP. °F	TOTAL BTU/H	SENSIBLE BTU/H	LATENT BTU/H	TOTAL WATTS
75°	48,800	33,200	15,600	4,290
80°	48,200	33,500	14,700	4,575
85°	47,600	33,800	13,800	4,860
90°	46,600	33,500	13,100	5,170
95°	45,500	33,200	12,300	5,480
100°	44,400	33,000	11,400	5,515
105°	43,200	32,800	10,400	5,550
110°	38,700	30,600	8,100	5,095
115°	34,200	28,400	5,800	4,640
TVA CONDITIONS @ 95° OD DB, 75° ID, 63° ID WB				
95°	43,900	32,500	11,400	5,490

DX17VSS481B* / CA*E4860*4A* + D*96VC1005CNA* DESIGN SUBCOOLING @ AHRI 95 °F CONDITIONS, 8-10 °F - BOOST MODE				
OUTDOOR TEMP. °F	TOTAL BTU/H	SENSIBLE BTU/H	LATENT BTU/H	TOTAL WATTS
75°	51,500	34,300	17,200	4,500
80°	50,900	34,500	16,400	4,800
85°	50,200	34,600	15,600	5,100
90°	49,100	34,300	14,800	5,400
95°	48,000	33,900	14,100	5,700
100°	45,600	33,400	12,200	5,650
105°	43,200	32,800	10,400	5,600
110°	38,700	30,600	8,100	5,100
115°	34,200	28,400	5,800	4,600
TVA CONDITIONS @ 95° OD DB, 75° ID, 63° ID WB				
95°	46,300	33,200	13,100	5,800

DX17VSS601B* / CA*E4961*4A* + D*96VC1205DNA* DESIGN SUBCOOLING @ AHRI 95 °F CONDITIONS, 7-9 °F - 100 % DEMAND				
OUTDOOR TEMP. °F	TOTAL BTU/H	SENSIBLE BTU/H	LATENT BTU/H	TOTAL WATTS
75°	57,900	39,400	18,500	5,080
80°	57,200	39,800	17,400	5,425
85°	56,500	40,100	16,400	5,770
90°	55,300	39,800	15,500	6,140
95°	54,000	39,400	14,600	6,510
100°	51,600	38,900	12,700	6,800
105°	49,100	38,300	10,800	7,090
110°	44,100	35,400	8,700	6,010
115°	39,100	32,500	6,600	4,930
TVA CONDITIONS @ 95° OD DB, 75° ID, 63° ID WB				
95°	52,100	38,600	13,500	6,510

DX17VSS601B* / CA*E4961*4A* + D*96VC1205DNA* DESIGN SUBCOOLING @ AHRI 95 °F CONDITIONS, 7-9 °F - BOOST MODE				
OUTDOOR TEMP. °F	TOTAL BTU/H	SENSIBLE BTU/H	LATENT BTU/H	TOTAL WATTS
75°	61,100	40,700	20,400	5,300
80°	60,400	40,900	19,500	5,650
85°	59,600	41,100	18,500	6,000
90°	58,300	40,700	17,600	6,400
95°	57,000	40,300	16,700	6,800
100°	53,100	39,300	13,800	6,950
105°	49,100	38,200	10,900	7,100
110°	44,100	35,400	8,700	6,000
115°	39,100	32,500	6,600	4,900
TVA CONDITIONS @ 95° OD DB, 75° ID, 63° ID WB				
95°	55,000	39,400	15,600	6,800

NORMAL MODE		SOUND POWER LEVEL ¹						
TONNAGE	TOTAL UNIT SOUND RATING (dBA)	OCTAVE BAND SPECTRUM FREQUENCY (Hz) ANALYSIS (dB)						
		125	250	500	1000	2000	4000	8000
1.5-ton	66	51.7	60.6	61.3	59.4	55.2	48.3	48.2
2-ton	67	57.5	58.3	62.8	61.1	56.3	51.0	45.5
2.5-ton	68	56.4	60.0	62.9	63.1	58.2	53.3	44.7
3-ton	68	55.8	60.7	62.8	62.6	58.6	53.8	44.4
3.5-ton	72	58.4	62.7	65.2	68.0	63.7	60.7	48.2
4-ton	72	58.8	62.7	65.0	68.0	64.4	59.9	48.5
5-ton	74	60.0	66.2	67.0	69.8	66.1	60.0	53.5

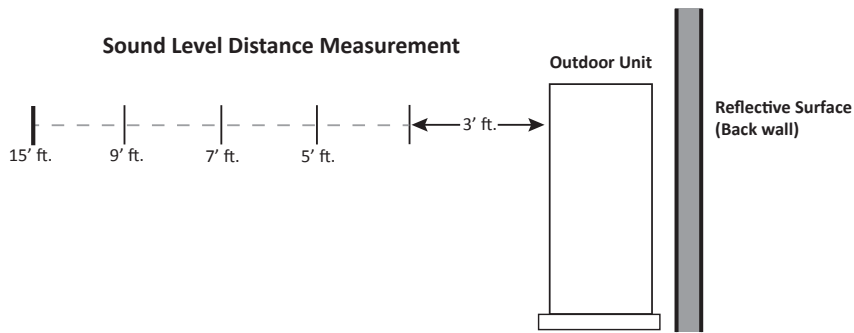
¹Compliant with ISO3744.

QUIET MODE

TONNAGE	SOUND SUPPRESSION LEVEL	SOUND POWER LEVEL (dBA) ¹	SOUND PRESSURE LEVEL (dBA) ²
1.5-ton	LV.1	63	46
	LV.2	60	43
	LV.3	57	40
2-ton	LV.1	64	47
	LV.2	61	44
	LV.3	58	41
2.5-ton	LV.1	65	51
	LV.2	62	48
	LV.3	59	45
3-ton	LV.1	65	51
	LV.2	62	48
	LV.3	59	45
3.5-ton	LV.1	67	55
	LV.2	62	50
	LV.3	57	45
4-ton	LV.1	67	55
	LV.2	62	50
	LV.3	57	45
5-ton	LV.1	68	55
	LV.2	63	50
	LV.3	58	45

¹Compliant with ISO3744.

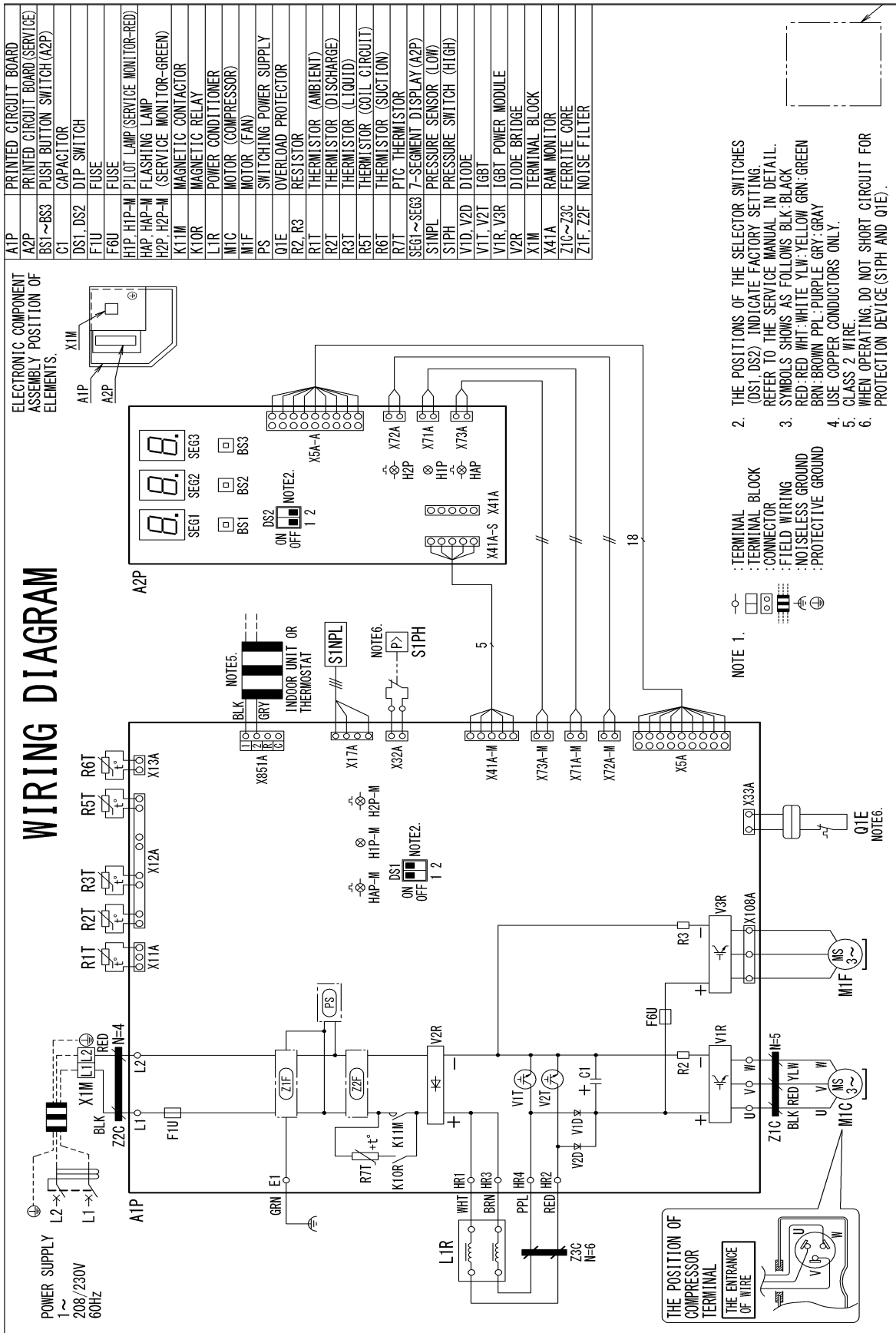
²Compliant with JIS B 8616 : 2006.

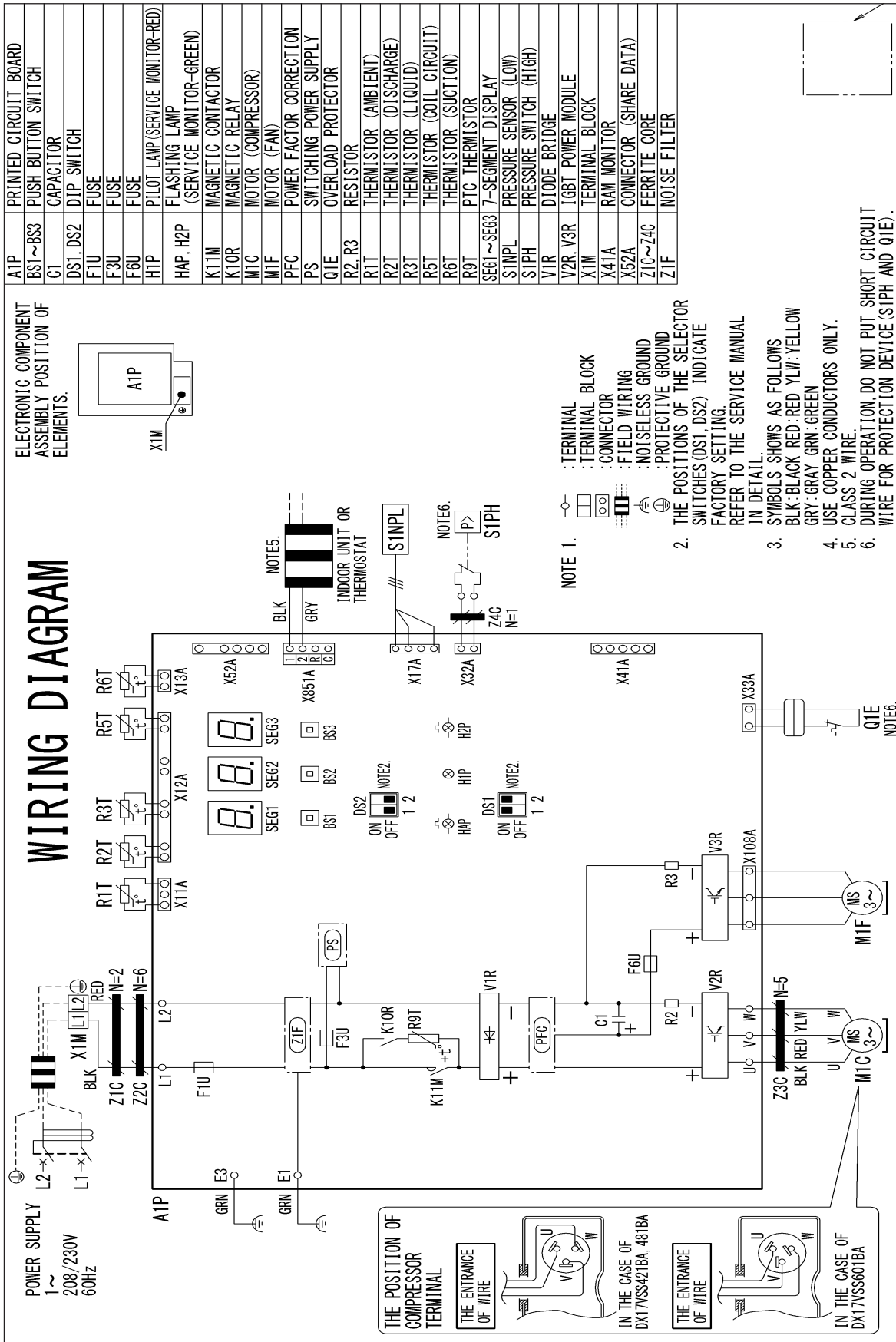


		SOUND PRESSURE (dBA) COOLING MODE ¹				
		DISTANCE FROM PROPERTY LINE				
TONNAGE	REFLECTIVE SURFACE QTY.	3'	5'	7'	9'	15'
1.5-ton	0	59	54	51	49	45
	1	62	57	54	52	48
	2	65	60	57	55	51
2-ton	0	60	55	52	50	46
	1	63	58	55	53	49
	2	66	61	58	56	52
2.5-ton	0	61	56	53	51	47
	1	64	59	56	54	50
	2	67	62	59	57	53
3-ton	0	61	56	53	51	47
	1	64	59	56	54	50
	2	67	62	59	57	53
3.5-ton	0	65	60	57	55	51
	1	68	63	60	58	54
	2	71	66	63	61	57
4-ton	0	65	60	57	55	51
	1	68	63	60	58	54
	2	71	66	63	61	57
5-ton	0	67	62	59	57	53
	1	70	65	62	60	56
	2	73	68	65	63	59

¹ Compliant with AHRI 275 utilizing standard mode, total sound levels

***ALL AHRI SYSTEM RATINGS ARE ACCESSIBLE IN THE UNITARY MATCHUP TOOL VIA
DAIKIN CITY OR IN THE DAIKIN SYSTEM CONFIGURATOR TOOL VIA PARTNERLINK.***





WARNING

High Voltage: Disconnect all power before servicing or installing this unit. Multiple power sources may be present. Failure to do so may cause property damage, personal injury, or death.

Wiring is subject to change. Always refer to the wiring diagram on the unit for the most up-to-date wiring.

DIMENSIONS

E	8	7	6	5	4	3	2	1																																				
							<table border="1" style="font-size: 8px;"> <tr> <th>ECH</th> <th>REV</th> <th>ZONE</th> <th>DESCRIPTION</th> <th>CHK</th> <th>DR</th> <th>DATE</th> </tr> <tr> <td>XXXXXX</td> <td>A</td> <td>XXXX</td> <td>INITIAL RELEASE</td> <td>-</td> <td></td> <td></td> </tr> </table>	ECH	REV	ZONE	DESCRIPTION	CHK	DR	DATE	XXXXXX	A	XXXX	INITIAL RELEASE	-																									
ECH	REV	ZONE	DESCRIPTION	CHK	DR	DATE																																						
XXXXXX	A	XXXX	INITIAL RELEASE	-																																								
							<table border="1" style="font-size: 10px;"> <thead> <tr> <th rowspan="2">MODEL</th> <th colspan="3">DIMENSIONS</th> </tr> <tr> <th>W"</th> <th>D"</th> <th>H"</th> </tr> </thead> <tbody> <tr> <td>DX17VSS181B*</td> <td>36%</td> <td>13%</td> <td>27%</td> </tr> <tr> <td>DX17VSS241B*</td> <td>36%</td> <td>13%</td> <td>27%</td> </tr> <tr> <td>DX17VSS301B*</td> <td>36%</td> <td>13%</td> <td>27%</td> </tr> <tr> <td>DX17VSS361B*</td> <td>36%</td> <td>13%</td> <td>27%</td> </tr> <tr> <td>DX17VSS421B*</td> <td>37</td> <td>12%</td> <td>39</td> </tr> <tr> <td>DX17VSS481B*</td> <td>37</td> <td>12%</td> <td>39</td> </tr> <tr> <td>DX17VSS601B*</td> <td>37</td> <td>12%</td> <td>39</td> </tr> </tbody> </table>	MODEL	DIMENSIONS			W"	D"	H"	DX17VSS181B*	36%	13%	27%	DX17VSS241B*	36%	13%	27%	DX17VSS301B*	36%	13%	27%	DX17VSS361B*	36%	13%	27%	DX17VSS421B*	37	12%	39	DX17VSS481B*	37	12%	39	DX17VSS601B*	37	12%	39		
MODEL	DIMENSIONS																																											
	W"	D"	H"																																									
DX17VSS181B*	36%	13%	27%																																									
DX17VSS241B*	36%	13%	27%																																									
DX17VSS301B*	36%	13%	27%																																									
DX17VSS361B*	36%	13%	27%																																									
DX17VSS421B*	37	12%	39																																									
DX17VSS481B*	37	12%	39																																									
DX17VSS601B*	37	12%	39																																									
							<table border="1" style="font-size: 10px;"> <tr> <td colspan="4" style="text-align: center;">Daikin Manufacturing Company LLC</td> </tr> <tr> <td colspan="4" style="text-align: center;">DX17VSS</td> </tr> <tr> <td style="font-size: 8px;">DRAWING TO BE INTERPRETED IN ACCORDANCE WITH ASME Y14.5M DIMENSIONAL PRACTICES IN NOTES UNLESS OTHERWISE NOTED</td> <td style="font-size: 8px;">OWN BY CL</td> <td style="font-size: 8px;">ENG</td> <td style="font-size: 8px;">DO NOT SCALE DRAWING</td> </tr> <tr> <td style="font-size: 8px;">TOLERANCES UNLESS SHOWN OTHERWISE: FRACTIONS: 1/16" & UP 3/16" & UP 1/8" & UP 3/32" & UP 1/4" & UP 5/16" & UP 3/8" & UP 7/16" & UP 1/2" & UP 5/8" & UP 3/4" & UP 1" DECIMALS: 0.005 0.010 0.015 0.020 0.030 0.040 0.050 0.060 0.070 0.080 0.090 0.100 0.125 0.150 0.175 0.200 0.250 0.300 0.375 0.500 0.625 0.750 1.000 1.250 1.500 2.000 2.500 3.000 4.000 5.000 6.000 8.000 10.000</td> <td style="font-size: 8px;">CHK BY</td> <td style="font-size: 8px;">DATE</td> <td style="font-size: 8px;">SHT 1 OF 1</td> </tr> <tr> <td colspan="3"></td> <td style="text-align: right;">REV A</td> </tr> </table>	Daikin Manufacturing Company LLC				DX17VSS				DRAWING TO BE INTERPRETED IN ACCORDANCE WITH ASME Y14.5M DIMENSIONAL PRACTICES IN NOTES UNLESS OTHERWISE NOTED	OWN BY CL	ENG	DO NOT SCALE DRAWING	TOLERANCES UNLESS SHOWN OTHERWISE: FRACTIONS: 1/16" & UP 3/16" & UP 1/8" & UP 3/32" & UP 1/4" & UP 5/16" & UP 3/8" & UP 7/16" & UP 1/2" & UP 5/8" & UP 3/4" & UP 1" DECIMALS: 0.005 0.010 0.015 0.020 0.030 0.040 0.050 0.060 0.070 0.080 0.090 0.100 0.125 0.150 0.175 0.200 0.250 0.300 0.375 0.500 0.625 0.750 1.000 1.250 1.500 2.000 2.500 3.000 4.000 5.000 6.000 8.000 10.000	CHK BY	DATE	SHT 1 OF 1				REV A																	
Daikin Manufacturing Company LLC																																												
DX17VSS																																												
DRAWING TO BE INTERPRETED IN ACCORDANCE WITH ASME Y14.5M DIMENSIONAL PRACTICES IN NOTES UNLESS OTHERWISE NOTED	OWN BY CL	ENG	DO NOT SCALE DRAWING																																									
TOLERANCES UNLESS SHOWN OTHERWISE: FRACTIONS: 1/16" & UP 3/16" & UP 1/8" & UP 3/32" & UP 1/4" & UP 5/16" & UP 3/8" & UP 7/16" & UP 1/2" & UP 5/8" & UP 3/4" & UP 1" DECIMALS: 0.005 0.010 0.015 0.020 0.030 0.040 0.050 0.060 0.070 0.080 0.090 0.100 0.125 0.150 0.175 0.200 0.250 0.300 0.375 0.500 0.625 0.750 1.000 1.250 1.500 2.000 2.500 3.000 4.000 5.000 6.000 8.000 10.000	CHK BY	DATE	SHT 1 OF 1																																									
			REV A																																									
	<p>SPECIAL CHARACTERISTICS: = SIGMA = CRITICAL CHARACTERISTIC = SIGNIFICANT CHARACTERISTIC</p> <p>COMPONENTS AND MATERIALS SPECIFIED HEREIN WILL ALSO CONFORM TO THE APPLICABLE SECTION OF GOODMAN MSP 82401 WORKMANSHIP STANDARD FOR FIT, FEEL AND FINISH.</p> <p>CONFIDENTIAL PROPERTY OF THE GOODMAN MANUFACTURING COMPANY, L.P. NOT TO BE DISCLOSED TO OTHERS, COPIED, OR USED FOR ANY PURPOSE EXCEPT AS AUTHORIZED IN WRITING. MUST BE RETURNED UPON ORDER, ON COMPLETION OF ORDER, OR OTHER PURPOSE FOR WHICH IT WAS Lent.</p>																																											
	8	7	6	5	4	3	2	1																																				

ACCESSORIES

MODEL	DESCRIPTION	DX17VSS	DX17VSS	DX17VSS	DX17VSS	DX17VSS	DX17VSS	DX17VSS
		181B*	241B*	301B*	361B*	421B*	481B*	601B*
KPW5G112	Air Adjustment Grill/Wind Baffle	X	X	X	X	X	X	X
130-DK-006	Hail Guard	X	X	X				
130-DK-008	Hail Guard					X	X	X
DACA-WB-3	Powder Coated Wall-Mounted Bracket	X	X	X	X	X	X	X
DSEN-HAQA	Daikin One Home Air Monitor	X	X	X	X	X	X	X
DQ-P-16-100	Daikin One Powered Ventilator	X	X	X	X	X	X	X
DTA119A71	D24V Gateway	X	X	X	X	X	X	X